

**Xavier University**  
**Fall 2017 Course Evaluations**

**Course:** 201709-ECON-200-03-TR--A: ECON-200-03 Microeconomic Principles-201709-ECON-200-03-TR--A  
**Instructor:** Thomas Lebesmuehlbacher \*

1 - Follows the plan for the course as established in the syllabus												
Thomas Lebesmuehlbacher												
Response Option	Weight	Frequency	Percent	Percent Responses					Means			
Not at all Descriptive 1	(1)	0	0%									
2	(2)	0	0%									
3	(3)	1	6.25%									
4	(4)	2	12.5%									
Very Descriptive 5	(5)	13	81.25%									
N/A	(0)	0	0%									
<b>Return Rate</b>	<b>Mean</b>	<b>STD</b>	<b>Median</b>	<b>College</b>	<b>Mean</b>	<b>STD</b>	<b>Median</b>	<b>Program</b>	<b>Mean</b>	<b>STD</b>	<b>Median</b>	
16/28 (57.14%)	4.75	0.58	5.00	3,825	4.62	0.71	5.00	638	4.52	0.80	5.00	

2 - Gives assignments related to the goals of this course												
Thomas Lebesmuehlbacher												
Response Option	Weight	Frequency	Percent	Percent Responses					Means			
Not at all Descriptive 1	(1)	0	0%									
2	(2)	0	0%									
3	(3)	1	6.25%									
4	(4)	3	18.75%									
Very Descriptive 5	(5)	12	75%									
N/A	(0)	0	0%									
<b>Return Rate</b>	<b>Mean</b>	<b>STD</b>	<b>Median</b>	<b>College</b>	<b>Mean</b>	<b>STD</b>	<b>Median</b>	<b>Program</b>	<b>Mean</b>	<b>STD</b>	<b>Median</b>	
16/28 (57.14%)	4.69	0.60	5.00	3,805	4.60	0.75	5.00	636	4.38	0.94	5.00	

3 - Explains the grading system clearly												
Thomas Lebesmuehlbacher												
Response Option	Weight	Frequency	Percent	Percent Responses					Means			
Not at all Descriptive 1	(1)	0	0%									
2	(2)	1	6.25%									
3	(3)	1	6.25%									
4	(4)	1	6.25%									
Very Descriptive 5	(5)	13	81.25%									
N/A	(0)	0	0%									
<b>Return Rate</b>	<b>Mean</b>	<b>STD</b>	<b>Median</b>	<b>College</b>	<b>Mean</b>	<b>STD</b>	<b>Median</b>	<b>Program</b>	<b>Mean</b>	<b>STD</b>	<b>Median</b>	
16/28 (57.14%)	4.63	0.89	5.00	3,797	4.47	0.87	5.00	633	4.33	0.98	5.00	

**Xavier University**  
**Fall 2017 Course Evaluations**

**Course:** 201709-ECON-200-03-TR--A: ECON-200-03 Microeconomic Principles-201709-ECON-200-03-TR--A

**Instructor:** Thomas Lebesmuehlbacher \*

4 - Is accessible to students outside of class												
Thomas Lebesmuehlbacher												
Response Option	Weight	Frequency	Percent	Percent Responses					Means			
Not at all Descriptive 1	(1)	0	0%									
2	(2)	0	0%									
3	(3)	0	0%									
4	(4)	2	12.5%									
Very Descriptive 5	(5)	14	87.5%									
N/A	(0)	0	0%									
<b>Return Rate</b>	<b>Mean</b>	<b>STD</b>	<b>Median</b>	<b>College</b>	<b>Mean</b>	<b>STD</b>	<b>Median</b>	<b>Program</b>	<b>Mean</b>	<b>STD</b>	<b>Median</b>	
16/28 (57.14%)	4.88	0.34	5.00	3,805	4.55	0.77	5.00	637	4.48	0.83	5.00	

5 - Is well prepared												
Thomas Lebesmuehlbacher												
Response Option	Weight	Frequency	Percent	Percent Responses					Means			
Not at all Descriptive 1	(1)	0	0%									
2	(2)	0	0%									
3	(3)	0	0%									
4	(4)	2	12.5%									
Very Descriptive 5	(5)	14	87.5%									
N/A	(0)	0	0%									
<b>Return Rate</b>	<b>Mean</b>	<b>STD</b>	<b>Median</b>	<b>College</b>	<b>Mean</b>	<b>STD</b>	<b>Median</b>	<b>Program</b>	<b>Mean</b>	<b>STD</b>	<b>Median</b>	
16/28 (57.14%)	4.88	0.34	5.00	3,803	4.61	0.77	5.00	635	4.58	0.77	5.00	

6 - Speaks in a manner that is easy to understand												
Thomas Lebesmuehlbacher												
Response Option	Weight	Frequency	Percent	Percent Responses					Means			
Not at all Descriptive 1	(1)	1	6.25%									
2	(2)	0	0%									
3	(3)	0	0%									
4	(4)	4	25%									
Very Descriptive 5	(5)	11	68.75%									
N/A	(0)	0	0%									
<b>Return Rate</b>	<b>Mean</b>	<b>STD</b>	<b>Median</b>	<b>College</b>	<b>Mean</b>	<b>STD</b>	<b>Median</b>	<b>Program</b>	<b>Mean</b>	<b>STD</b>	<b>Median</b>	
16/28 (57.14%)	4.50	1.03	5.00	3,797	4.45	0.90	5.00	635	4.25	1.08	5.00	

**Xavier University**  
**Fall 2017 Course Evaluations**

**Course:** 201709-ECON-200-03-TR--A: ECON-200-03 Microeconomic Principles-201709-ECON-200-03-TR--A  
**Instructor:** Thomas Lebesmuehlbacher \*

7 - Discusses points of view other than his/her own												
Thomas Lebesmuehlbacher												
Response Option	Weight	Frequency	Percent	Percent Responses					Means			
Not at all Descriptive 1	(1)	0	0%									
2	(2)	0	0%									
3	(3)	2	12.5%									
4	(4)	1	6.25%									
Very Descriptive 5	(5)	11	68.75%									
N/A	(0)	2	12.5%									
				0	25	50	75	100	Instructor	College	Program	
Return Rate	Mean	STD	Median	College	Mean	STD	Median	Program	Mean	STD	Median	
16/28 (57.14%)	4.64	0.74	5.00	3,807	4.45	0.86	5.00	637	4.38	0.95	5.00	

8 - Contrasts implications of various theories												
Thomas Lebesmuehlbacher												
Response Option	Weight	Frequency	Percent	Percent Responses					Means			
Not at all Descriptive 1	(1)	0	0%									
2	(2)	0	0%									
3	(3)	1	6.25%									
4	(4)	6	37.5%									
Very Descriptive 5	(5)	8	50%									
N/A	(0)	1	6.25%									
				0	25	50	75	100	Instructor	College	Program	
Return Rate	Mean	STD	Median	College	Mean	STD	Median	Program	Mean	STD	Median	
16/28 (57.14%)	4.47	0.64	5.00	3,804	4.43	0.84	5.00	636	4.39	0.92	5.00	

9 - Discusses recent developments in the field												
Thomas Lebesmuehlbacher												
Response Option	Weight	Frequency	Percent	Percent Responses					Means			
Not at all Descriptive 1	(1)	0	0%									
2	(2)	1	6.25%									
3	(3)	0	0%									
4	(4)	4	25%									
Very Descriptive 5	(5)	11	68.75%									
N/A	(0)	0	0%									
				0	25	50	75	100	Instructor	College	Program	
Return Rate	Mean	STD	Median	College	Mean	STD	Median	Program	Mean	STD	Median	
16/28 (57.14%)	4.56	0.81	5.00	3,796	4.48	0.87	5.00	634	4.37	0.95	5.00	

**Xavier University**  
**Fall 2017 Course Evaluations**

**Course:** 201709-ECON-200-03-TR--A: ECON-200-03 Microeconomic Principles-201709-ECON-200-03-TR--A  
**Instructor:** Thomas Lebesmuehlbacher \*

10 - Presents origins of ideas and concepts												
Thomas Lebesmuehlbacher												
Response Option	Weight	Frequency	Percent	Percent Responses					Means			
Not at all Descriptive 1	(1)	1	6.25%									
2	(2)	0	0%									
3	(3)	1	6.25%									
4	(4)	2	12.5%									
Very Descriptive 5	(5)	12	75%									
N/A	(0)	0	0%									
<b>Return Rate</b>	<b>Mean</b>	<b>STD</b>	<b>Median</b>	<b>College</b>	<b>Mean</b>	<b>STD</b>	<b>Median</b>	<b>Program</b>	<b>Mean</b>	<b>STD</b>	<b>Median</b>	
16/28 (57.14%)	4.50	1.10	5.00	3,797	4.43	0.86	5.00	635	4.33	0.97	5.00	

11 - Explains clearly												
Thomas Lebesmuehlbacher												
Response Option	Weight	Frequency	Percent	Percent Responses					Means			
Not at all Descriptive 1	(1)	0	0%									
2	(2)	1	6.67%									
3	(3)	0	0%									
4	(4)	4	26.67%									
Very Descriptive 5	(5)	10	66.67%									
N/A	(0)	0	0%									
<b>Return Rate</b>	<b>Mean</b>	<b>STD</b>	<b>Median</b>	<b>College</b>	<b>Mean</b>	<b>STD</b>	<b>Median</b>	<b>Program</b>	<b>Mean</b>	<b>STD</b>	<b>Median</b>	
15/28 (53.57%)	4.53	0.83	5.00	3,798	4.33	1.00	5.00	633	4.12	1.17	5.00	

12 - Lectures easy to outline or case discussion well organized												
Thomas Lebesmuehlbacher												
Response Option	Weight	Frequency	Percent	Percent Responses					Means			
Not at all Descriptive 1	(1)	0	0%									
2	(2)	0	0%									
3	(3)	2	12.5%									
4	(4)	4	25%									
Very Descriptive 5	(5)	10	62.5%									
N/A	(0)	0	0%									
<b>Return Rate</b>	<b>Mean</b>	<b>STD</b>	<b>Median</b>	<b>College</b>	<b>Mean</b>	<b>STD</b>	<b>Median</b>	<b>Program</b>	<b>Mean</b>	<b>STD</b>	<b>Median</b>	
16/28 (57.14%)	4.50	0.73	5.00	3,791	4.35	0.98	5.00	634	4.22	1.07	5.00	

**Xavier University**  
**Fall 2017 Course Evaluations**

**Course:** 201709-ECON-200-03-TR--A: ECON-200-03 Microeconomic Principles-201709-ECON-200-03-TR--A  
**Instructor:** Thomas Lebesmuehlbacher \*

13 - Is careful and precise in answering questions												
Thomas Lebesmuehlbacher												
Response Option	Weight	Frequency	Percent	Percent Responses					Means			
Not at all Descriptive 1	(1)	0	0%									
2	(2)	1	6.25%									
3	(3)	0	0%									
4	(4)	5	31.25%									
Very Descriptive 5	(5)	10	62.5%									
N/A	(0)	0	0%									
<b>Return Rate</b>	<b>Mean</b>	<b>STD</b>	<b>Median</b>	<b>College</b>	<b>Mean</b>	<b>STD</b>	<b>Median</b>	<b>Program</b>	<b>Mean</b>	<b>STD</b>	<b>Median</b>	
16/28 (57.14%)	4.50	0.82	5.00	3,805	4.43	0.89	5.00	638	4.26	1.01	5.00	

14 - Summarizes major points												
Thomas Lebesmuehlbacher												
Response Option	Weight	Frequency	Percent	Percent Responses					Means			
Not at all Descriptive 1	(1)	0	0%									
2	(2)	0	0%									
3	(3)	1	6.25%									
4	(4)	2	12.5%									
Very Descriptive 5	(5)	13	81.25%									
N/A	(0)	0	0%									
<b>Return Rate</b>	<b>Mean</b>	<b>STD</b>	<b>Median</b>	<b>College</b>	<b>Mean</b>	<b>STD</b>	<b>Median</b>	<b>Program</b>	<b>Mean</b>	<b>STD</b>	<b>Median</b>	
16/28 (57.14%)	4.75	0.58	5.00	3,789	4.52	0.81	5.00	635	4.45	0.88	5.00	

15 - States objectives for each class session												
Thomas Lebesmuehlbacher												
Response Option	Weight	Frequency	Percent	Percent Responses					Means			
Not at all Descriptive 1	(1)	0	0%									
2	(2)	0	0%									
3	(3)	0	0%									
4	(4)	5	31.25%									
Very Descriptive 5	(5)	11	68.75%									
N/A	(0)	0	0%									
<b>Return Rate</b>	<b>Mean</b>	<b>STD</b>	<b>Median</b>	<b>College</b>	<b>Mean</b>	<b>STD</b>	<b>Median</b>	<b>Program</b>	<b>Mean</b>	<b>STD</b>	<b>Median</b>	
16/28 (57.14%)	4.69	0.48	5.00	3,794	4.51	0.83	5.00	634	4.39	0.93	5.00	

**Xavier University**  
**Fall 2017 Course Evaluations**

**Course:** 201709-ECON-200-03-TR--A: ECON-200-03 Microeconomic Principles-201709-ECON-200-03-TR--A

**Instructor:** Thomas Lebesmuehlbacher \*

16 - Encourages class discussion												
Thomas Lebesmuehlbacher												
Response Option	Weight	Frequency	Percent	Percent Responses					Means			
Not at all Descriptive 1	(1)	0	0%									
2	(2)	1	6.25%									
3	(3)	1	6.25%									
4	(4)	7	43.75%									
Very Descriptive 5	(5)	7	43.75%									
N/A	(0)	0	0%									
<b>Return Rate</b>	<b>Mean</b>	<b>STD</b>	<b>Median</b>	<b>College</b>	<b>Mean</b>	<b>STD</b>	<b>Median</b>	<b>Program</b>	<b>Mean</b>	<b>STD</b>	<b>Median</b>	
16/28 (57.14%)	4.25	0.86	4.00	3,794	4.37	0.97	5.00	638	4.13	1.11	5.00	

17 - Invites criticism of own ideas												
Thomas Lebesmuehlbacher												
Response Option	Weight	Frequency	Percent	Percent Responses					Means			
Not at all Descriptive 1	(1)	0	0%									
2	(2)	2	12.5%									
3	(3)	0	0%									
4	(4)	5	31.25%									
Very Descriptive 5	(5)	9	56.25%									
N/A	(0)	0	0%									
<b>Return Rate</b>	<b>Mean</b>	<b>STD</b>	<b>Median</b>	<b>College</b>	<b>Mean</b>	<b>STD</b>	<b>Median</b>	<b>Program</b>	<b>Mean</b>	<b>STD</b>	<b>Median</b>	
16/28 (57.14%)	4.31	1.01	5.00	3,793	4.29	0.98	5.00	636	4.20	1.02	5.00	

18 - Knows if the class is understanding him/her												
Thomas Lebesmuehlbacher												
Response Option	Weight	Frequency	Percent	Percent Responses					Means			
Not at all Descriptive 1	(1)	1	6.25%									
2	(2)	2	12.5%									
3	(3)	0	0%									
4	(4)	3	18.75%									
Very Descriptive 5	(5)	10	62.5%									
N/A	(0)	0	0%									
<b>Return Rate</b>	<b>Mean</b>	<b>STD</b>	<b>Median</b>	<b>College</b>	<b>Mean</b>	<b>STD</b>	<b>Median</b>	<b>Program</b>	<b>Mean</b>	<b>STD</b>	<b>Median</b>	
16/28 (57.14%)	4.19	1.33	5.00	3,798	4.14	1.11	5.00	636	3.88	1.26	4.00	

**Xavier University**  
**Fall 2017 Course Evaluations**

**Course:** 201709-ECON-200-03-TR--A: ECON-200-03 Microeconomic Principles-201709-ECON-200-03-TR--A  
**Instructor:** Thomas Lebesmuehlbacher \*

19 - Cares about the quality of his/her teaching												
Thomas Lebesmuehlbacher												
Response Option	Weight	Frequency	Percent	Percent Responses					Means			
Not at all Descriptive 1	(1)	0	0%									
2	(2)	0	0%									
3	(3)	0	0%									
4	(4)	1	6.25%									
Very Descriptive 5	(5)	15	93.75%									
N/A	(0)	0	0%									
<b>Return Rate</b>	<b>Mean</b>	<b>STD</b>	<b>Median</b>	<b>College</b>	<b>Mean</b>	<b>STD</b>	<b>Median</b>	<b>Program</b>	<b>Mean</b>	<b>STD</b>	<b>Median</b>	
16/28 (57.14%)	4.94	0.25	5.00	3,782	4.61	0.76	5.00	632	4.56	0.74	5.00	

20 - Has a genuine interest in students												
Thomas Lebesmuehlbacher												
Response Option	Weight	Frequency	Percent	Percent Responses					Means			
Not at all Descriptive 1	(1)	0	0%									
2	(2)	0	0%									
3	(3)	0	0%									
4	(4)	2	12.5%									
Very Descriptive 5	(5)	14	87.5%									
N/A	(0)	0	0%									
<b>Return Rate</b>	<b>Mean</b>	<b>STD</b>	<b>Median</b>	<b>College</b>	<b>Mean</b>	<b>STD</b>	<b>Median</b>	<b>Program</b>	<b>Mean</b>	<b>STD</b>	<b>Median</b>	
16/28 (57.14%)	4.88	0.34	5.00	3,786	4.59	0.80	5.00	627	4.49	0.86	5.00	

21 - Relates to students as individuals												
Thomas Lebesmuehlbacher												
Response Option	Weight	Frequency	Percent	Percent Responses					Means			
Not at all Descriptive 1	(1)	0	0%									
2	(2)	1	6.25%									
3	(3)	0	0%									
4	(4)	3	18.75%									
Very Descriptive 5	(5)	12	75%									
N/A	(0)	0	0%									
<b>Return Rate</b>	<b>Mean</b>	<b>STD</b>	<b>Median</b>	<b>College</b>	<b>Mean</b>	<b>STD</b>	<b>Median</b>	<b>Program</b>	<b>Mean</b>	<b>STD</b>	<b>Median</b>	
16/28 (57.14%)	4.63	0.81	5.00	3,787	4.48	0.90	5.00	630	4.33	0.96	5.00	

**Xavier University**  
**Fall 2017 Course Evaluations**

**Course:** 201709-ECON-200-03-TR--A: ECON-200-03 Microeconomic Principles-201709-ECON-200-03-TR--A

**Instructor:** Thomas Lebesmuehlbacher \*

22 - Is a dynamic and energetic person												
Thomas Lebesmuehlbacher												
Response Option	Weight	Frequency	Percent	Percent Responses					Means			
Not at all Descriptive 1	(1)	0	0%									
2	(2)	0	0%									
3	(3)	0	0%									
4	(4)	5	31.25%									
Very Descriptive 5	(5)	11	68.75%									
N/A	(0)	0	0%									
				0	25	50	75	100	Instructor	College	Program	
Return Rate	Mean	STD	Median	College	Mean	STD	Median	Program	Mean	STD	Median	
16/28 (57.14%)	4.69	0.48	5.00	3,778	4.52	0.86	5.00	628	4.38	0.99	5.00	

23 - Has an interesting style of presentation												
Thomas Lebesmuehlbacher												
Response Option	Weight	Frequency	Percent	Percent Responses					Means			
Not at all Descriptive 1	(1)	1	6.25%									
2	(2)	0	0%									
3	(3)	0	0%									
4	(4)	5	31.25%									
Very Descriptive 5	(5)	10	62.5%									
N/A	(0)	0	0%									
				0	25	50	75	100	Instructor	College	Program	
Return Rate	Mean	STD	Median	College	Mean	STD	Median	Program	Mean	STD	Median	
16/28 (57.14%)	4.44	1.03	5.00	3,784	4.21	1.07	5.00	630	4.09	1.15	5.00	

24 - Seems to enjoy teaching												
Thomas Lebesmuehlbacher												
Response Option	Weight	Frequency	Percent	Percent Responses					Means			
Not at all Descriptive 1	(1)	0	0%									
2	(2)	0	0%									
3	(3)	0	0%									
4	(4)	3	18.75%									
Very Descriptive 5	(5)	13	81.25%									
N/A	(0)	0	0%									
				0	25	50	75	100	Instructor	College	Program	
Return Rate	Mean	STD	Median	College	Mean	STD	Median	Program	Mean	STD	Median	
16/28 (57.14%)	4.81	0.40	5.00	3,789	4.65	0.71	5.00	632	4.55	0.78	5.00	



**Xavier University**  
**Fall 2017 Course Evaluations**

**Course:** 201709-ECON-200-03-TR--A: ECON-200-03 Microeconomic Principles-201709-ECON-200-03-TR--A

**Instructor:** Thomas Lebesmuehlbacher \*

25 - Is enthusiastic about his/her subject												
Thomas Lebesmuehlbacher												
Response Option	Weight	Frequency	Percent	Percent Responses					Means			
Not at all Descriptive 1	(1)	0	0%									
2	(2)	0	0%									
3	(3)	0	0%									
4	(4)	1	6.67%									
Very Descriptive 5	(5)	14	93.33%									
N/A	(0)	0	0%									
				0	25	50	75	100	Instructor	College	Program	
<b>Return Rate</b>	<b>Mean</b>	<b>STD</b>	<b>Median</b>	<b>College</b>	<b>Mean</b>	<b>STD</b>	<b>Median</b>	<b>Program</b>	<b>Mean</b>	<b>STD</b>	<b>Median</b>	
15/28 (53.57%)	4.93	0.26	5.00	3,786	4.70	0.67	5.00	630	4.66	0.70	5.00	

26 - Seems to have self-confidence												
Thomas Lebesmuehlbacher												
Response Option	Weight	Frequency	Percent	Percent Responses					Means			
Not at all Descriptive 1	(1)	0	0%									
2	(2)	0	0%									
3	(3)	0	0%									
4	(4)	3	18.75%									
Very Descriptive 5	(5)	13	81.25%									
N/A	(0)	0	0%									
				0	25	50	75	100	Instructor	College	Program	
<b>Return Rate</b>	<b>Mean</b>	<b>STD</b>	<b>Median</b>	<b>College</b>	<b>Mean</b>	<b>STD</b>	<b>Median</b>	<b>Program</b>	<b>Mean</b>	<b>STD</b>	<b>Median</b>	
16/28 (57.14%)	4.81	0.40	5.00	3,781	4.72	0.61	5.00	633	4.61	0.74	5.00	

27 - Varies the speed and tone of his/her voice												
Thomas Lebesmuehlbacher												
Response Option	Weight	Frequency	Percent	Percent Responses					Means			
Not at all Descriptive 1	(1)	0	0%									
2	(2)	0	0%									
3	(3)	2	12.5%									
4	(4)	3	18.75%									
Very Descriptive 5	(5)	11	68.75%									
N/A	(0)	0	0%									
				0	25	50	75	100	Instructor	College	Program	
<b>Return Rate</b>	<b>Mean</b>	<b>STD</b>	<b>Median</b>	<b>College</b>	<b>Mean</b>	<b>STD</b>	<b>Median</b>	<b>Program</b>	<b>Mean</b>	<b>STD</b>	<b>Median</b>	
16/28 (57.14%)	4.56	0.73	5.00	3,775	4.37	0.94	5.00	631	4.24	1.05	5.00	

**Xavier University**  
**Fall 2017 Course Evaluations**

**Course:** 201709-ECON-200-03-TR--A: ECON-200-03 Microeconomic Principles-201709-ECON-200-03-TR--A

**Instructor:** Thomas Lebesmuehlbacher \*

28 - Made me work harder than in most other courses												
Thomas Lebesmuehlbacher												
Response Option	Weight	Frequency	Percent	Percent Responses			Means					
Not at all Descriptive 1	(1)	0	0%									
2	(2)	0	0%									
3	(3)	2	12.5%									
4	(4)	3	18.75%									
Very Descriptive 5	(5)	11	68.75%									
N/A	(0)	0	0%									
<b>Return Rate</b>	<b>Mean</b>	<b>STD</b>	<b>Median</b>	<b>College</b>	<b>Mean</b>	<b>STD</b>	<b>Median</b>	<b>Program</b>	<b>Mean</b>	<b>STD</b>	<b>Median</b>	
16/28 (57.14%)	4.56	0.73	5.00	3,790	4.08	1.02	4.00	631	4.22	0.93	4.00	

29 - Motivates me to do my best work												
Thomas Lebesmuehlbacher												
Response Option	Weight	Frequency	Percent	Percent Responses			Means					
Not at all Descriptive 1	(1)	0	0%									
2	(2)	0	0%									
3	(3)	1	6.25%									
4	(4)	4	25%									
Very Descriptive 5	(5)	11	68.75%									
N/A	(0)	0	0%									
<b>Return Rate</b>	<b>Mean</b>	<b>STD</b>	<b>Median</b>	<b>College</b>	<b>Mean</b>	<b>STD</b>	<b>Median</b>	<b>Program</b>	<b>Mean</b>	<b>STD</b>	<b>Median</b>	
16/28 (57.14%)	4.63	0.62	5.00	3,768	4.29	0.97	5.00	626	4.18	1.04	5.00	

30 - Gives examinations requiring creative, original thinking												
Thomas Lebesmuehlbacher												
Response Option	Weight	Frequency	Percent	Percent Responses			Means					
Not at all Descriptive 1	(1)	0	0%									
2	(2)	1	6.25%									
3	(3)	0	0%									
4	(4)	3	18.75%									
Very Descriptive 5	(5)	12	75%									
N/A	(0)	0	0%									
<b>Return Rate</b>	<b>Mean</b>	<b>STD</b>	<b>Median</b>	<b>College</b>	<b>Mean</b>	<b>STD</b>	<b>Median</b>	<b>Program</b>	<b>Mean</b>	<b>STD</b>	<b>Median</b>	
16/28 (57.14%)	4.63	0.81	5.00	3,775	4.30	0.98	5.00	628	4.25	1.02	5.00	

**Xavier University**  
**Fall 2017 Course Evaluations**

**Course:** 201709-ECON-200-03-TR--A: ECON-200-03 Microeconomic Principles-201709-ECON-200-03-TR--A  
**Instructor:** Thomas Lebesmuehlbacher \*

31 - Given nature of exams and assignments, returns them quickly												
Thomas Lebesmuehlbacher												
Response Option	Weight	Frequency	Percent	Percent Responses					Means			
Not at all Descriptive 1	(1)	0	0%									
2	(2)	0	0%									
3	(3)	1	6.25%									
4	(4)	1	6.25%									
Very Descriptive 5	(5)	14	87.5%									
N/A	(0)	0	0%									
<b>Return Rate</b>	<b>Mean</b>	<b>STD</b>	<b>Median</b>	<b>College</b>	<b>Mean</b>	<b>STD</b>	<b>Median</b>	<b>Program</b>	<b>Mean</b>	<b>STD</b>	<b>Median</b>	
16/28 (57.14%)	4.81	0.54	5.00	3,772	4.53	0.80	5.00	627	4.53	0.81	5.00	

32 - Gives assignments and exams that are reasonable in length and difficulty												
Thomas Lebesmuehlbacher												
Response Option	Weight	Frequency	Percent	Percent Responses					Means			
Not at all Descriptive 1	(1)	1	6.25%									
2	(2)	1	6.25%									
3	(3)	0	0%									
4	(4)	1	6.25%									
Very Descriptive 5	(5)	13	81.25%									
N/A	(0)	0	0%									
<b>Return Rate</b>	<b>Mean</b>	<b>STD</b>	<b>Median</b>	<b>College</b>	<b>Mean</b>	<b>STD</b>	<b>Median</b>	<b>Program</b>	<b>Mean</b>	<b>STD</b>	<b>Median</b>	
16/28 (57.14%)	4.50	1.21	5.00	3,775	4.33	0.98	5.00	628	4.17	1.10	5.00	

33 - Assigns grades fairly and impartially												
Thomas Lebesmuehlbacher												
Response Option	Weight	Frequency	Percent	Percent Responses					Means			
Not at all Descriptive 1	(1)	0	0%									
2	(2)	0	0%									
3	(3)	1	6.25%									
4	(4)	1	6.25%									
Very Descriptive 5	(5)	14	87.5%									
N/A	(0)	0	0%									
<b>Return Rate</b>	<b>Mean</b>	<b>STD</b>	<b>Median</b>	<b>College</b>	<b>Mean</b>	<b>STD</b>	<b>Median</b>	<b>Program</b>	<b>Mean</b>	<b>STD</b>	<b>Median</b>	
16/28 (57.14%)	4.81	0.54	5.00	3,757	4.53	0.84	5.00	626	4.40	0.96	5.00	

34 - Considering both the limitations and possibilities of the subject matter and course, how would you rate the overall teaching effectiveness of this instructor?												
Thomas Lebesmuehlbacher												
Response Option	Weight	Frequency	Percent	Percent Responses					Means			
Not at all Effective 1	(1)	1	6.25%									
2	(2)	0	0%									
Moderately Effective 3	(3)	1	6.25%									
4	(4)	2	12.5%									
Extremely Effective 5	(5)	12	75%									
N/A	(0)	0	0%									
<b>Return Rate</b>	<b>Mean</b>	<b>STD</b>	<b>Median</b>	<b>College</b>	<b>Mean</b>	<b>STD</b>	<b>Median</b>	<b>Program</b>	<b>Mean</b>	<b>STD</b>	<b>Median</b>	
16/28 (57.14%)	4.50	1.10	5.00	3,761	4.26	0.97	5.00	623	4.08	1.07	4.00	

# Xavier University

## Fall 2017 Course Evaluations

**Course:** 201709-ECON-200-03-TR--A: ECON-200-03 Microeconomic Principles-201709-ECON-200-03-TR--A  
**Instructor:** Thomas Lebesmuehlbacher \*

### 35 - Focusing now on the course content, how worthwhile was this course in comparison with others you have taken at Xavier University?

Thomas Lebesmuehlbacher

Response Option	Weight	Frequency	Percent	Percent Responses				Means						
Not at all Worthwhile 1	(1)	1	6.25%						4.50	4.21	4.04			
2	(2)	0	0%											
Moderately Worthwhile 3	(3)	1	6.25%											
4	(4)	2	12.5%											
Extremely Worthwhile 5	(5)	12	75%											
N/A	(0)	0	0%											
				0	25	50	75	100	Instructor	College	Program			
<b>Return Rate</b>	<b>Mean</b>	<b>STD</b>	<b>Median</b>	<b>College</b>			<b>Mean</b>	<b>STD</b>	<b>Median</b>	<b>Program</b>		<b>Mean</b>	<b>STD</b>	<b>Median</b>
16/28 (57.14%)	4.50	1.10	5.00	3,761			4.21	1.05	5.00	623		4.04	1.13	4.00

### 36 - STRONG POINTS -- THE COURSE

Thomas Lebesmuehlbacher

- Helps develop an understanding of the basis of economics in our society.
- Exams are based on material covered.
- basics
- The course is very interesting, people that aren't even majoring or minoring in economics, this is a great class to still take and can be helpful in the future.
- Interesting questions and enjoyable to do
- the course is interesting as well as challenging. The homework is difficult but you have unlimited chances so it is easy to get a 100% in that category as long as you put in the work.
- The mathematics was a strong point.
- Thomas taught in a very straightforward, coherent manner.
- - does not just read off of the slide - creates his own practice problems, so has high knowledge of the questions and answers
- The math examples
- Have a better understanding of economic concepts and ideas.
- Great good
- Very helpful, and invites the students to ask for help. Every class he clarifies our issues on what we are struggling in class and over the homework

### 37 - STRONG POINTS -- THE INSTRUCTOR

Thomas Lebesmuehlbacher

- The exams are well written and a good way to test our knowledge of the class. He is good at teaching off the slides and makes sure all the students have their questions answered.
- really cares about students understanding the material correctly.
- helpful
- He really enjoys what he does, he understands and is great at explaining things when the students don't understand.
- Very kind and intelligent. A pure enjoyment to have him teaching me
- He is very knowledgeable of the subject and works to get his students to do as well as possible in the course. He is easy to meet with outside of class and is willing to change things for the betterment of the class. Willing to give extra credit after the second midterm as well
- Did a great job teaching and explaining the problems.
- Thomas taught in a very straightforward, coherent manner.
- - enthusiastic about the content of the course - uses different examples, videos, and teaching methods to engage the class
- Explains the problems well
- Strong understanding of his material and a drive to want students to learn as much as possible.
- great

# Xavier University

## Fall 2017 Course Evaluations

**Course:** 201709-ECON-200-03-TR--A: ECON-200-03 Microeconomic Principles-201709-ECON-200-03-TR--A  
**Instructor:** Thomas Lebesmuehlbacher \*

### 38 - WEAK POINTS -- THE COURSE

Thomas Lebesmuehlbacher

- NA
- Homework is sometimes unrelated to notes and exams.
- lead up to 1st midterm seemed harder, maybe it's just the learning curve but once you really "get" it, it's easy
- nothing.
- Homework vocabulary is kind of useless
- No weak points besides that its challenging
- Application into the real world.
- Sometimes important concepts were only briefly introduced in the notes and were not introduced in the word problems.
- - easy to not be engaged in the class sometimes
- Only understanding the math at times not other issues at hand
- Way to in depth for a basic level economics class required for another business major.
- maybe add more assignments
- sometimes hard to hear, but he has an accent, and he asks if you can hear him properly.

### 39 - WEAK POINTS -- THE INSTRUCTOR

Thomas Lebesmuehlbacher

- NA
- Nothing!
- none
- Writes small sometimes, depending on where the student sits.
- Doesn't call on students to answer questions, which ends up in awkward silence
- I really like Professor Thomas and have no complaints
- Rush through some of the problems.
- NONE.
- -sometimes, goes through powerpoint too fast, but you can always look them up later
- Goes through the slides pretty quickly
- Don't think he realized that not everyone was an Econ major and he got way too in depth with the material. Would definitely benefit someone studying economics but for someone just needed to take that class to fulfill core requirement a bit challenging.
- more organized

### 40 - SUGGESTED IMPROVEMENTS -- THE COURSE

Thomas Lebesmuehlbacher

- NA
- More relating material to real world.
- none
- Maybe more real life situations going on that relates to economics.
- Call on specific students to answer questions
- go over graphs more than lecture on powerpoints
- Slow down explaining problems.
- I loved the set-up, don't change the course at all.
- More tests relating to other topics then just math problems
- The exams need to be changed into a different format that covers more of the material instead of a single problem for the entire exam.
- N/a
- more organized

**Xavier University**  
**Fall 2017 Course Evaluations**

**Course:** 201709-ECON-200-03-TR--A: ECON-200-03 Microeconomic Principles-201709-ECON-200-03-TR--A

**Instructor:** Thomas Lebesmuehlbacher \*

41 - SUGGESTED IMPROVEMENTS -- THE INSTRUCTOR	
<b>Thomas Lebesmuehlbacher</b>	
<ul style="list-style-type: none"> <li>• NA</li> <li>• Nothing</li> <li>• none</li> <li>• Nothing.</li> <li>• Call on specific students to answer questions</li> <li>• noe</li> <li>• Slow down explaining the problems.</li> <li>• NONE.</li> <li>• Slow down when going through slides</li> <li>• N/a</li> <li>• more organized</li> </ul>	

42 - If graduate student, what is your grade point average at XU? (refer to ranges)												
<b>Thomas Lebesmuehlbacher</b>												
Response Option	Weight	Frequency	Percent	Percent Responses					Means			
1 = Below 3.21	(1)	0	0%						4.50	4.33	4.33	
2 = 3.22 - 3.24	(2)	0	0%									
3 = 3.35 - 3.53	(3)	0	0%									
4 = 3.54 - 3.71	(4)	1	7.69%									
5 = 3.72 - 4.00	(5)	1	7.69%									
N/A	(0)	11	84.62%									
				0	25	50	75	100	Instructor	College	Program	
Return Rate	Mean	STD	Median	College	Mean	STD	Median	Program	Mean	STD	Median	
13/28 (46.43%)	4.50	0.71	4.50	3,151	4.33	1.02	5.00	498	4.33	0.98	5.00	

43 - If undergraduate student, what is your grade point average at XU? (refer to ranges)												
<b>Thomas Lebesmuehlbacher</b>												
Response Option	Weight	Frequency	Percent	Percent Responses					Means			
1 = Below 2.46	(1)	0	0%						4.62	4.11	4.18	
2 = 2.47 - 2.73	(2)	0	0%									
3 = 2.74 - 3.00	(3)	0	0%									
4 = 3.01 - 3.32	(4)	5	31.25%									
5 = 3.33 - 4.00	(5)	8	50%									
N/A	(0)	3	18.75%									
				0	25	50	75	100	Instructor	College	Program	
Return Rate	Mean	STD	Median	College	Mean	STD	Median	Program	Mean	STD	Median	
16/28 (57.14%)	4.62	0.51	5.00	3,543	4.11	1.04	4.00	601	4.18	1.03	5.00	

**Xavier University**  
**Fall 2017 Course Evaluations**

**Course:** 201709-ECON-200-03-TR--A: ECON-200-03 Microeconomic Principles-201709-ECON-200-03-TR--A  
**Instructor:** Thomas Lebesmuehlbacher \*

44 - How far along are you in your program?												
Thomas Lebesmuehlbacher												
Response Option	Weight	Frequency	Percent	Percent Responses					Means			
1 = Below 20%	(1)	1	6.25%									
2 = 21-40%	(2)	1	6.25%									
3 = 41-60%	(3)	3	18.75%									
4 = 61-80%	(4)	0	0%									
5 = above 80%	(5)	8	50%									
N/A	(0)	3	18.75%									
				0	25	50	75	100	Instructor	College	Program	
Return Rate	Mean	STD	Median	College	Mean	STD	Median	Program	Mean	STD	Median	
16/28 (57.14%)	4.00	1.41	5.00	3,702	3.69	1.36	4.00	614	3.52	1.33	4.00	

45 - Are you taking the course because it is required for your degree?												
Thomas Lebesmuehlbacher												
Response Option	Weight	Frequency	Percent	Percent Responses					Means			
Yes	(1)	13	81.25%									
No	(2)	3	18.75%									
				0	25	50	75	100				
Return Rate	Mean	STD	Median	College	Mean	STD	Median	Program	Mean	STD	Median	
16/28 (57.14%)												

46 - What is your expected course grade?												
Thomas Lebesmuehlbacher												
Response Option	Weight	Frequency	Percent	Percent Responses					Means			
A	(1)	9	56.25%									
B	(2)	6	37.5%									
C	(3)	1	6.25%									
D	(4)	0	0%									
F	(5)	0	0%									
N/A	(0)	0	0%									
				0	25	50	75	100	Instructor	College	Program	
Return Rate	Mean	STD	Median	College	Mean	STD	Median	Program	Mean	STD	Median	
16/28 (57.14%)	1.50	0.63	1.00	3,767	1.52	0.68	1.00	631	1.82	0.82	2.00	

**Xavier University**  
**Fall 2017 Course Evaluations**

**Course:** 201709-ECON-200-04-TR--A: ECON-200-04 Microeconomic Principles-201709-ECON-200-04-TR--A  
**Instructor:** Thomas Lebesmuehlbacher \*

1 - Follows the plan for the course as established in the syllabus												
Thomas Lebesmuehlbacher												
Response Option	Weight	Frequency	Percent	Percent Responses					Means			
Not at all Descriptive 1	(1)	0	0%									
2	(2)	2	10%									
3	(3)	0	0%									
4	(4)	3	15%									
Very Descriptive 5	(5)	15	75%									
N/A	(0)	0	0%									
				0	25	50	75	100	Instructor	College	Program	
Return Rate	Mean	STD	Median	College	Mean	STD	Median	Program	Mean	STD	Median	
20/25 (80%)	4.55	0.94	5.00	3,825	4.62	0.71	5.00	638	4.52	0.80	5.00	

2 - Gives assignments related to the goals of this course												
Thomas Lebesmuehlbacher												
Response Option	Weight	Frequency	Percent	Percent Responses					Means			
Not at all Descriptive 1	(1)	1	5%									
2	(2)	0	0%									
3	(3)	1	5%									
4	(4)	5	25%									
Very Descriptive 5	(5)	13	65%									
N/A	(0)	0	0%									
				0	25	50	75	100	Instructor	College	Program	
Return Rate	Mean	STD	Median	College	Mean	STD	Median	Program	Mean	STD	Median	
20/25 (80%)	4.45	1.00	5.00	3,805	4.60	0.75	5.00	636	4.38	0.94	5.00	

3 - Explains the grading system clearly												
Thomas Lebesmuehlbacher												
Response Option	Weight	Frequency	Percent	Percent Responses					Means			
Not at all Descriptive 1	(1)	0	0%									
2	(2)	0	0%									
3	(3)	1	5%									
4	(4)	5	25%									
Very Descriptive 5	(5)	14	70%									
N/A	(0)	0	0%									
				0	25	50	75	100	Instructor	College	Program	
Return Rate	Mean	STD	Median	College	Mean	STD	Median	Program	Mean	STD	Median	
20/25 (80%)	4.65	0.59	5.00	3,797	4.47	0.87	5.00	633	4.33	0.98	5.00	



**Xavier University**  
**Fall 2017 Course Evaluations**

**Course:** 201709-ECON-200-04-TR--A: ECON-200-04 Microeconomic Principles-201709-ECON-200-04-TR--A  
**Instructor:** Thomas Lebesmuehlbacher \*

4 - Is accessible to students outside of class												
Thomas Lebesmuehlbacher												
Response Option	Weight	Frequency	Percent	Percent Responses					Means			
Not at all Descriptive 1	(1)	0	0%									
2	(2)	0	0%									
3	(3)	0	0%									
4	(4)	4	20%									
Very Descriptive 5	(5)	15	75%									
N/A	(0)	1	5%									
<b>Return Rate</b>	<b>Mean</b>	<b>STD</b>	<b>Median</b>	<b>College</b>	<b>Mean</b>	<b>STD</b>	<b>Median</b>	<b>Program</b>	<b>Mean</b>	<b>STD</b>	<b>Median</b>	
20/25 (80%)	4.79	0.42	5.00	3,805	4.55	0.77	5.00	637	4.48	0.83	5.00	

5 - Is well prepared												
Thomas Lebesmuehlbacher												
Response Option	Weight	Frequency	Percent	Percent Responses					Means			
Not at all Descriptive 1	(1)	0	0%									
2	(2)	0	0%									
3	(3)	0	0%									
4	(4)	2	10%									
Very Descriptive 5	(5)	18	90%									
N/A	(0)	0	0%									
<b>Return Rate</b>	<b>Mean</b>	<b>STD</b>	<b>Median</b>	<b>College</b>	<b>Mean</b>	<b>STD</b>	<b>Median</b>	<b>Program</b>	<b>Mean</b>	<b>STD</b>	<b>Median</b>	
20/25 (80%)	4.90	0.31	5.00	3,803	4.61	0.77	5.00	635	4.58	0.77	5.00	

6 - Speaks in a manner that is easy to understand												
Thomas Lebesmuehlbacher												
Response Option	Weight	Frequency	Percent	Percent Responses					Means			
Not at all Descriptive 1	(1)	1	5%									
2	(2)	1	5%									
3	(3)	0	0%									
4	(4)	5	25%									
Very Descriptive 5	(5)	13	65%									
N/A	(0)	0	0%									
<b>Return Rate</b>	<b>Mean</b>	<b>STD</b>	<b>Median</b>	<b>College</b>	<b>Mean</b>	<b>STD</b>	<b>Median</b>	<b>Program</b>	<b>Mean</b>	<b>STD</b>	<b>Median</b>	
20/25 (80%)	4.40	1.10	5.00	3,797	4.45	0.90	5.00	635	4.25	1.08	5.00	

**Xavier University**  
**Fall 2017 Course Evaluations**

**Course:** 201709-ECON-200-04-TR--A: ECON-200-04 Microeconomic Principles-201709-ECON-200-04-TR--A  
**Instructor:** Thomas Lebesmuehlbacher \*

7 - Discusses points of view other than his/her own												
Thomas Lebesmuehlbacher												
Response Option	Weight	Frequency	Percent	Percent Responses					Means			
Not at all Descriptive 1	(1)	1	5%									
2	(2)	1	5%									
3	(3)	1	5%									
4	(4)	4	20%									
Very Descriptive 5	(5)	12	60%									
N/A	(0)	1	5%									
<b>Return Rate</b>	<b>Mean</b>	<b>STD</b>	<b>Median</b>	<b>College</b>	<b>Mean</b>	<b>STD</b>	<b>Median</b>	<b>Program</b>	<b>Mean</b>	<b>STD</b>	<b>Median</b>	
20/25 (80%)	4.32	1.16	5.00	3,807	4.45	0.86	5.00	637	4.38	0.95	5.00	

8 - Contrasts implications of various theories												
Thomas Lebesmuehlbacher												
Response Option	Weight	Frequency	Percent	Percent Responses					Means			
Not at all Descriptive 1	(1)	1	5%									
2	(2)	0	0%									
3	(3)	2	10%									
4	(4)	6	30%									
Very Descriptive 5	(5)	10	50%									
N/A	(0)	1	5%									
<b>Return Rate</b>	<b>Mean</b>	<b>STD</b>	<b>Median</b>	<b>College</b>	<b>Mean</b>	<b>STD</b>	<b>Median</b>	<b>Program</b>	<b>Mean</b>	<b>STD</b>	<b>Median</b>	
20/25 (80%)	4.26	1.05	5.00	3,804	4.43	0.84	5.00	636	4.39	0.92	5.00	

9 - Discusses recent developments in the field												
Thomas Lebesmuehlbacher												
Response Option	Weight	Frequency	Percent	Percent Responses					Means			
Not at all Descriptive 1	(1)	0	0%									
2	(2)	3	15%									
3	(3)	2	10%									
4	(4)	5	25%									
Very Descriptive 5	(5)	10	50%									
N/A	(0)	0	0%									
<b>Return Rate</b>	<b>Mean</b>	<b>STD</b>	<b>Median</b>	<b>College</b>	<b>Mean</b>	<b>STD</b>	<b>Median</b>	<b>Program</b>	<b>Mean</b>	<b>STD</b>	<b>Median</b>	
20/25 (80%)	4.10	1.12	4.50	3,796	4.48	0.87	5.00	634	4.37	0.95	5.00	

**Xavier University**  
**Fall 2017 Course Evaluations**

**Course:** 201709-ECON-200-04-TR--A: ECON-200-04 Microeconomic Principles-201709-ECON-200-04-TR--A  
**Instructor:** Thomas Lebesmuehlbacher \*

10 - Presents origins of ideas and concepts												
Thomas Lebesmuehlbacher												
Response Option	Weight	Frequency	Percent	Percent Responses					Means			
Not at all Descriptive 1	(1)	1	5%						4.25      4.43      4.33			
2	(2)	0	0%									
3	(3)	3	15%									
4	(4)	5	25%									
Very Descriptive 5	(5)	11	55%									
N/A	(0)	0	0%									
				0      25      50      75      100					Instructor      College      Program			
Return Rate	Mean	STD	Median	College			Program			Mean	STD	Median
20/25 (80%)	4.25	1.07	5.00	3,797			635			4.33	0.97	5.00

11 - Explains clearly												
Thomas Lebesmuehlbacher												
Response Option	Weight	Frequency	Percent	Percent Responses					Means			
Not at all Descriptive 1	(1)	1	5%						4.35      4.33      4.12			
2	(2)	1	5%									
3	(3)	0	0%									
4	(4)	6	30%									
Very Descriptive 5	(5)	12	60%									
N/A	(0)	0	0%									
				0      25      50      75      100					Instructor      College      Program			
Return Rate	Mean	STD	Median	College			Program			Mean	STD	Median
20/25 (80%)	4.35	1.09	5.00	3,798			633			4.12	1.17	5.00

12 - Lectures easy to outline or case discussion well organized												
Thomas Lebesmuehlbacher												
Response Option	Weight	Frequency	Percent	Percent Responses					Means			
Not at all Descriptive 1	(1)	1	5.56%						4.28      4.35      4.22			
2	(2)	1	5.56%									
3	(3)	1	5.56%									
4	(4)	4	22.22%									
Very Descriptive 5	(5)	11	61.11%									
N/A	(0)	0	0%									
				0      25      50      75      100					Instructor      College      Program			
Return Rate	Mean	STD	Median	College			Program			Mean	STD	Median
18/25 (72%)	4.28	1.18	5.00	3,791			634			4.22	1.07	5.00

**Xavier University**  
**Fall 2017 Course Evaluations**

**Course:** 201709-ECON-200-04-TR--A: ECON-200-04 Microeconomic Principles-201709-ECON-200-04-TR--A  
**Instructor:** Thomas Lebesmuehlbacher \*

13 - Is careful and precise in answering questions														
Thomas Lebesmuehlbacher														
Response Option	Weight	Frequency	Percent	Percent Responses					Means					
Not at all Descriptive 1	(1)	1	5.26%						4.47					
2	(2)	0	0%						4.43					
3	(3)	0	0%						4.26					
4	(4)	6	31.58%											
Very Descriptive 5	(5)	12	63.16%											
N/A	(0)	0	0%											
				0	25	50	75	100	Instructor		College		Program	
Return Rate	Mean	STD	Median	College			Mean	STD	Median	Program		Mean	STD	Median
19/25 (76%)	4.47	0.96	5.00	3,805			4.43	0.89	5.00	638		4.26	1.01	5.00

14 - Summarizes major points														
Thomas Lebesmuehlbacher														
Response Option	Weight	Frequency	Percent	Percent Responses					Means					
Not at all Descriptive 1	(1)	1	5%						4.45					
2	(2)	0	0%						4.52					
3	(3)	1	5%						4.45					
4	(4)	5	25%											
Very Descriptive 5	(5)	13	65%											
N/A	(0)	0	0%											
				0	25	50	75	100	Instructor		College		Program	
Return Rate	Mean	STD	Median	College			Mean	STD	Median	Program		Mean	STD	Median
20/25 (80%)	4.45	1.00	5.00	3,789			4.52	0.81	5.00	635		4.45	0.88	5.00

15 - States objectives for each class session														
Thomas Lebesmuehlbacher														
Response Option	Weight	Frequency	Percent	Percent Responses					Means					
Not at all Descriptive 1	(1)	1	5%						4.55					
2	(2)	0	0%						4.51					
3	(3)	0	0%						4.39					
4	(4)	5	25%											
Very Descriptive 5	(5)	14	70%											
N/A	(0)	0	0%											
				0	25	50	75	100	Instructor		College		Program	
Return Rate	Mean	STD	Median	College			Mean	STD	Median	Program		Mean	STD	Median
20/25 (80%)	4.55	0.94	5.00	3,794			4.51	0.83	5.00	634		4.39	0.93	5.00

**Xavier University**  
**Fall 2017 Course Evaluations**

**Course:** 201709-ECON-200-04-TR--A: ECON-200-04 Microeconomic Principles-201709-ECON-200-04-TR--A  
**Instructor:** Thomas Lebesmuehlbacher \*

16 - Encourages class discussion												
Thomas Lebesmuehlbacher												
Response Option	Weight	Frequency	Percent	Percent Responses					Means			
Not at all Descriptive 1	(1)	2	10%						4.10	4.37	4.13	
2	(2)	0	0%									
3	(3)	1	5%									
4	(4)	8	40%									
Very Descriptive 5	(5)	9	45%									
N/A	(0)	0	0%									
				0	25	50	75	100	Instructor	College	Program	
Return Rate	Mean	STD	Median	College	Mean	STD	Median	Program	Mean	STD	Median	
20/25 (80%)	4.10	1.21	4.00	3,794	4.37	0.97	5.00	638	4.13	1.11	5.00	

17 - Invites criticism of own ideas												
Thomas Lebesmuehlbacher												
Response Option	Weight	Frequency	Percent	Percent Responses					Means			
Not at all Descriptive 1	(1)	0	0%						4.53	4.29	4.20	
2	(2)	1	5%									
3	(3)	0	0%									
4	(4)	6	30%									
Very Descriptive 5	(5)	12	60%									
N/A	(0)	1	5%									
				0	25	50	75	100	Instructor	College	Program	
Return Rate	Mean	STD	Median	College	Mean	STD	Median	Program	Mean	STD	Median	
20/25 (80%)	4.53	0.77	5.00	3,793	4.29	0.98	5.00	636	4.20	1.02	5.00	

18 - Knows if the class is understanding him/her												
Thomas Lebesmuehlbacher												
Response Option	Weight	Frequency	Percent	Percent Responses					Means			
Not at all Descriptive 1	(1)	2	10%						4.30	4.14	3.88	
2	(2)	0	0%									
3	(3)	1	5%									
4	(4)	4	20%									
Very Descriptive 5	(5)	13	65%									
N/A	(0)	0	0%									
				0	25	50	75	100	Instructor	College	Program	
Return Rate	Mean	STD	Median	College	Mean	STD	Median	Program	Mean	STD	Median	
20/25 (80%)	4.30	1.26	5.00	3,798	4.14	1.11	5.00	636	3.88	1.26	4.00	

**Xavier University**  
**Fall 2017 Course Evaluations**

**Course:** 201709-ECON-200-04-TR--A: ECON-200-04 Microeconomic Principles-201709-ECON-200-04-TR--A  
**Instructor:** Thomas Lebesmuehlbacher \*

19 - Cares about the quality of his/her teaching												
Thomas Lebesmuehlbacher												
Response Option	Weight	Frequency	Percent	Percent Responses					Means			
Not at all Descriptive 1	(1)	0	0%									
2	(2)	1	5%									
3	(3)	0	0%									
4	(4)	1	5%									
Very Descriptive 5	(5)	18	90%									
N/A	(0)	0	0%									
<b>Return Rate</b>	<b>Mean</b>	<b>STD</b>	<b>Median</b>	<b>College</b>	<b>Mean</b>	<b>STD</b>	<b>Median</b>	<b>Program</b>	<b>Mean</b>	<b>STD</b>	<b>Median</b>	
20/25 (80%)	4.80	0.70	5.00	3,782	4.61	0.76	5.00	632	4.56	0.74	5.00	

20 - Has a genuine interest in students												
Thomas Lebesmuehlbacher												
Response Option	Weight	Frequency	Percent	Percent Responses					Means			
Not at all Descriptive 1	(1)	0	0%									
2	(2)	0	0%									
3	(3)	1	5%									
4	(4)	4	20%									
Very Descriptive 5	(5)	15	75%									
N/A	(0)	0	0%									
<b>Return Rate</b>	<b>Mean</b>	<b>STD</b>	<b>Median</b>	<b>College</b>	<b>Mean</b>	<b>STD</b>	<b>Median</b>	<b>Program</b>	<b>Mean</b>	<b>STD</b>	<b>Median</b>	
20/25 (80%)	4.70	0.57	5.00	3,786	4.59	0.80	5.00	627	4.49	0.86	5.00	

21 - Relates to students as individuals												
Thomas Lebesmuehlbacher												
Response Option	Weight	Frequency	Percent	Percent Responses					Means			
Not at all Descriptive 1	(1)	0	0%									
2	(2)	0	0%									
3	(3)	3	15%									
4	(4)	4	20%									
Very Descriptive 5	(5)	13	65%									
N/A	(0)	0	0%									
<b>Return Rate</b>	<b>Mean</b>	<b>STD</b>	<b>Median</b>	<b>College</b>	<b>Mean</b>	<b>STD</b>	<b>Median</b>	<b>Program</b>	<b>Mean</b>	<b>STD</b>	<b>Median</b>	
20/25 (80%)	4.50	0.76	5.00	3,787	4.48	0.90	5.00	630	4.33	0.96	5.00	

**Xavier University**  
**Fall 2017 Course Evaluations**

**Course:** 201709-ECON-200-04-TR--A: ECON-200-04 Microeconomic Principles-201709-ECON-200-04-TR--A  
**Instructor:** Thomas Lebesmuehlbacher \*

22 - Is a dynamic and energetic person												
Thomas Lebesmuehlbacher												
Response Option	Weight	Frequency	Percent	Percent Responses					Means			
Not at all Descriptive 1	(1)	0	0%									
2	(2)	0	0%									
3	(3)	1	5%									
4	(4)	5	25%									
Very Descriptive 5	(5)	14	70%									
N/A	(0)	0	0%									
<b>Return Rate</b>	<b>Mean</b>	<b>STD</b>	<b>Median</b>	<b>College</b>	<b>Mean</b>	<b>STD</b>	<b>Median</b>	<b>Program</b>	<b>Mean</b>	<b>STD</b>	<b>Median</b>	
20/25 (80%)	4.65	0.59	5.00	3,778	4.52	0.86	5.00	628	4.38	0.99	5.00	

23 - Has an interesting style of presentation												
Thomas Lebesmuehlbacher												
Response Option	Weight	Frequency	Percent	Percent Responses					Means			
Not at all Descriptive 1	(1)	1	5%									
2	(2)	0	0%									
3	(3)	2	10%									
4	(4)	7	35%									
Very Descriptive 5	(5)	10	50%									
N/A	(0)	0	0%									
<b>Return Rate</b>	<b>Mean</b>	<b>STD</b>	<b>Median</b>	<b>College</b>	<b>Mean</b>	<b>STD</b>	<b>Median</b>	<b>Program</b>	<b>Mean</b>	<b>STD</b>	<b>Median</b>	
20/25 (80%)	4.25	1.02	4.50	3,784	4.21	1.07	5.00	630	4.09	1.15	5.00	

24 - Seems to enjoy teaching												
Thomas Lebesmuehlbacher												
Response Option	Weight	Frequency	Percent	Percent Responses					Means			
Not at all Descriptive 1	(1)	0	0%									
2	(2)	1	5%									
3	(3)	0	0%									
4	(4)	3	15%									
Very Descriptive 5	(5)	16	80%									
N/A	(0)	0	0%									
<b>Return Rate</b>	<b>Mean</b>	<b>STD</b>	<b>Median</b>	<b>College</b>	<b>Mean</b>	<b>STD</b>	<b>Median</b>	<b>Program</b>	<b>Mean</b>	<b>STD</b>	<b>Median</b>	
20/25 (80%)	4.70	0.73	5.00	3,789	4.65	0.71	5.00	632	4.55	0.78	5.00	

**Xavier University**  
**Fall 2017 Course Evaluations**

**Course:** 201709-ECON-200-04-TR--A: ECON-200-04 Microeconomic Principles-201709-ECON-200-04-TR--A  
**Instructor:** Thomas Lebesmuehlbacher \*

25 - Is enthusiastic about his/her subject												
Thomas Lebesmuehlbacher												
Response Option	Weight	Frequency	Percent	Percent Responses					Means			
Not at all Descriptive 1	(1)	0	0%									
2	(2)	1	5%									
3	(3)	0	0%									
4	(4)	1	5%									
Very Descriptive 5	(5)	18	90%									
N/A	(0)	0	0%									
<b>Return Rate</b>	<b>Mean</b>	<b>STD</b>	<b>Median</b>	<b>College</b>	<b>Mean</b>	<b>STD</b>	<b>Median</b>	<b>Program</b>	<b>Mean</b>	<b>STD</b>	<b>Median</b>	
20/25 (80%)	4.80	0.70	5.00	3,786	4.70	0.67	5.00	630	4.66	0.70	5.00	

26 - Seems to have self-confidence												
Thomas Lebesmuehlbacher												
Response Option	Weight	Frequency	Percent	Percent Responses					Means			
Not at all Descriptive 1	(1)	0	0%									
2	(2)	1	5%									
3	(3)	0	0%									
4	(4)	2	10%									
Very Descriptive 5	(5)	17	85%									
N/A	(0)	0	0%									
<b>Return Rate</b>	<b>Mean</b>	<b>STD</b>	<b>Median</b>	<b>College</b>	<b>Mean</b>	<b>STD</b>	<b>Median</b>	<b>Program</b>	<b>Mean</b>	<b>STD</b>	<b>Median</b>	
20/25 (80%)	4.75	0.72	5.00	3,781	4.72	0.61	5.00	633	4.61	0.74	5.00	

27 - Varies the speed and tone of his/her voice												
Thomas Lebesmuehlbacher												
Response Option	Weight	Frequency	Percent	Percent Responses					Means			
Not at all Descriptive 1	(1)	1	5%									
2	(2)	2	10%									
3	(3)	0	0%									
4	(4)	7	35%									
Very Descriptive 5	(5)	10	50%									
N/A	(0)	0	0%									
<b>Return Rate</b>	<b>Mean</b>	<b>STD</b>	<b>Median</b>	<b>College</b>	<b>Mean</b>	<b>STD</b>	<b>Median</b>	<b>Program</b>	<b>Mean</b>	<b>STD</b>	<b>Median</b>	
20/25 (80%)	4.15	1.18	4.50	3,775	4.37	0.94	5.00	631	4.24	1.05	5.00	



**Xavier University**  
**Fall 2017 Course Evaluations**

**Course:** 201709-ECON-200-04-TR--A: ECON-200-04 Microeconomic Principles-201709-ECON-200-04-TR--A  
**Instructor:** Thomas Lebesmuehlbacher \*

28 - Made me work harder than in most other courses												
Thomas Lebesmuehlbacher												
Response Option	Weight	Frequency	Percent	Percent Responses					Means			
Not at all Descriptive 1	(1)	1	5%						4.05      4.08      4.22			
2	(2)	1	5%									
3	(3)	2	10%									
4	(4)	8	40%									
Very Descriptive 5	(5)	8	40%									
N/A	(0)	0	0%									
				0      25      50      75      100					Instructor      College      Program			
Return Rate	Mean	STD	Median	College	Mean	STD	Median	Program	Mean	STD	Median	
20/25 (80%)	4.05	1.10	4.00	3,790	4.08	1.02	4.00	631	4.22	0.93	4.00	

29 - Motivates me to do my best work												
Thomas Lebesmuehlbacher												
Response Option	Weight	Frequency	Percent	Percent Responses					Means			
Not at all Descriptive 1	(1)	1	5%						4.25      4.29      4.18			
2	(2)	0	0%									
3	(3)	3	15%									
4	(4)	5	25%									
Very Descriptive 5	(5)	11	55%									
N/A	(0)	0	0%									
				0      25      50      75      100					Instructor      College      Program			
Return Rate	Mean	STD	Median	College	Mean	STD	Median	Program	Mean	STD	Median	
20/25 (80%)	4.25	1.07	5.00	3,768	4.29	0.97	5.00	626	4.18	1.04	5.00	

30 - Gives examinations requiring creative, original thinking												
Thomas Lebesmuehlbacher												
Response Option	Weight	Frequency	Percent	Percent Responses					Means			
Not at all Descriptive 1	(1)	2	10.53%						4.16      4.30      4.25			
2	(2)	0	0%									
3	(3)	2	10.53%									
4	(4)	4	21.05%									
Very Descriptive 5	(5)	11	57.89%									
N/A	(0)	0	0%									
				0      25      50      75      100					Instructor      College      Program			
Return Rate	Mean	STD	Median	College	Mean	STD	Median	Program	Mean	STD	Median	
19/25 (76%)	4.16	1.30	5.00	3,775	4.30	0.98	5.00	628	4.25	1.02	5.00	

**Xavier University**  
**Fall 2017 Course Evaluations**

**Course:** 201709-ECON-200-04-TR--A: ECON-200-04 Microeconomic Principles-201709-ECON-200-04-TR--A  
**Instructor:** Thomas Lebesmuehlbacher \*

31 - Given nature of exams and assignments, returns them quickly												
Thomas Lebesmuehlbacher												
Response Option	Weight	Frequency	Percent	Percent Responses					Means			
Not at all Descriptive 1	(1)	0	0%									
2	(2)	1	5%									
3	(3)	1	5%									
4	(4)	2	10%									
Very Descriptive 5	(5)	16	80%									
N/A	(0)	0	0%									
<b>Return Rate</b>	<b>Mean</b>	<b>STD</b>	<b>Median</b>	<b>College</b>	<b>Mean</b>	<b>STD</b>	<b>Median</b>	<b>Program</b>	<b>Mean</b>	<b>STD</b>	<b>Median</b>	
20/25 (80%)	4.65	0.81	5.00	3,772	4.53	0.80	5.00	627	4.53	0.81	5.00	

32 - Gives assignments and exams that are reasonable in length and difficulty												
Thomas Lebesmuehlbacher												
Response Option	Weight	Frequency	Percent	Percent Responses					Means			
Not at all Descriptive 1	(1)	2	10%									
2	(2)	0	0%									
3	(3)	1	5%									
4	(4)	5	25%									
Very Descriptive 5	(5)	12	60%									
N/A	(0)	0	0%									
<b>Return Rate</b>	<b>Mean</b>	<b>STD</b>	<b>Median</b>	<b>College</b>	<b>Mean</b>	<b>STD</b>	<b>Median</b>	<b>Program</b>	<b>Mean</b>	<b>STD</b>	<b>Median</b>	
20/25 (80%)	4.25	1.25	5.00	3,775	4.33	0.98	5.00	628	4.17	1.10	5.00	

33 - Assigns grades fairly and impartially												
Thomas Lebesmuehlbacher												
Response Option	Weight	Frequency	Percent	Percent Responses					Means			
Not at all Descriptive 1	(1)	1	5%									
2	(2)	0	0%									
3	(3)	0	0%									
4	(4)	5	25%									
Very Descriptive 5	(5)	14	70%									
N/A	(0)	0	0%									
<b>Return Rate</b>	<b>Mean</b>	<b>STD</b>	<b>Median</b>	<b>College</b>	<b>Mean</b>	<b>STD</b>	<b>Median</b>	<b>Program</b>	<b>Mean</b>	<b>STD</b>	<b>Median</b>	
20/25 (80%)	4.55	0.94	5.00	3,757	4.53	0.84	5.00	626	4.40	0.96	5.00	

34 - Considering both the limitations and possibilities of the subject matter and course, how would you rate the overall teaching effectiveness of this instructor?												
Thomas Lebesmuehlbacher												
Response Option	Weight	Frequency	Percent	Percent Responses					Means			
Not at all Effective 1	(1)	1	5%									
2	(2)	1	5%									
Moderately Effective 3	(3)	0	0%									
4	(4)	4	20%									
Extremely Effective 5	(5)	14	70%									
N/A	(0)	0	0%									
<b>Return Rate</b>	<b>Mean</b>	<b>STD</b>	<b>Median</b>	<b>College</b>	<b>Mean</b>	<b>STD</b>	<b>Median</b>	<b>Program</b>	<b>Mean</b>	<b>STD</b>	<b>Median</b>	
20/25 (80%)	4.45	1.10	5.00	3,761	4.26	0.97	5.00	623	4.08	1.07	4.00	

# Xavier University

## Fall 2017 Course Evaluations

**Course:** 201709-ECON-200-04-TR--A: ECON-200-04 Microeconomic Principles-201709-ECON-200-04-TR--A  
**Instructor:** Thomas Lebesmuehlbacher \*

### 35 - Focusing now on the course content, how worthwhile was this course in comparison with others you have taken at Xavier University?

Thomas Lebesmuehlbacher

Response Option	Weight	Frequency	Percent	Percent Responses				Means				
Not at all Worthwhile 1	(1)	1	5%									
2	(2)	2	10%									
Moderately Worthwhile 3	(3)	1	5%									
4	(4)	5	25%									
Extremely Worthwhile 5	(5)	11	55%									
N/A	(0)	0	0%									
				0	25	50	75	100	Instructor	College	Program	
<b>Return Rate</b>	<b>Mean</b>	<b>STD</b>	<b>Median</b>	<b>College</b>	<b>Mean</b>	<b>STD</b>	<b>Median</b>	<b>Program</b>	<b>Mean</b>	<b>STD</b>	<b>Median</b>	
20/25 (80%)	4.15	1.23	5.00	3,761	4.21	1.05	5.00	623	4.04	1.13	4.00	

### 36 - STRONG POINTS -- THE COURSE

Thomas Lebesmuehlbacher

- stuck to the syllabus the entire semester
- Material is easy to understand and builds on pervious learnings throughout the course
- While teaching this course Thomas would bring in perspective how certain parts of the economy affect people and communities, which I think is really important as part of a jesuit education.
- Teaches the basis of economics. I learned conceptually about why things the way they are in the business world. Overall, this course is helpful, but I'm not much of a math person and this class requires knowledge of math skills.
- Actually understanding and building upon the material. Thomas presents himself and the course very well, making it able for me to understand clearly which I appreciate. I learned about microeconomics and I'm very thankful for that.
- Practice problems really helped
- N/a.
- myEconLab provides immediate feedback.
- If you are willing to put in the time you cannot fail this class. cant stress it enough. even if microeconomics is your kryptonite, you can get through this class if your willing to put in the time and effort.
- Really interesting drawing the graphs
- - Very basic principles and easy to understand
- Well organized and planned out. Attendance is not mandatory, nor should any college course be. Course is very straight forward and highlights the main points of micro and sets up a good foundation for macro. I liked the my econ lab homework.
- The course is very interesting to learn and have had great time in it
- My econ lab was a good supplemental to the content in class the hw and the powepoints were beneficial
- Real world examples helped me to put the info we learned into perspective and appreciate its importance and relevance outside of class
- the power points

# Xavier University

## Fall 2017 Course Evaluations

**Course:** 201709-ECON-200-04-TR--A: ECON-200-04 Microeconomic Principles-201709-ECON-200-04-TR--A  
**Instructor:** Thomas Lebesmuehlbacher \*

### 37 - STRONG POINTS -- THE INSTRUCTOR

#### Thomas Lebesmuehlbacher

- he was always prepared and could answer any question clearly and effectively
- Very concise in his teachings and interesting in helping students
- He cared about his students in class and office hours and always encouraged class discussions.
- Very passionate about economics. Wants students to do well. Clearly lays out what will be on the exam and gives sufficient materials to practice from.
- Thomas is an amazing professor who genuinely cares about his students in the classroom and as a person. He will help if someone wants the help. He pushes his students to work hard AND to succeed. I would love to take Thomas again at some point if I can.
- Cares about his students and always wants know if the students understand and if they don't he always tries to do everything he can to help.
- very helpful and wants his students to understand everything and be successful
- Cares genuinely about his students.
- Continually wants feedback from the class to ensure effective teaching and to evaluate proper implementation of suggestions.
- Thomas was one of my favorite professors. he was very helpful and available during office hours. he clearly cares about his students. thomas has very high expectations being from Germany, coming to America, hard work were the first English words he learned-and i say that in a good way.
- understands what he teaches
- - Great teaching style and is very prepared for class daily
- Knows exactly what he is talking about even when we don't. Is willing to work with us and wants us to work hard and do well.
- goes over things very well and is a very detailed professor
- Good at explaining content and working threw problems at hand Tests were easy and straight forward (thank you) it helped the content stick to my brain
- He goes through the material at a great pace, starting each class with a recap and then building on it. He keeps his wording consistent in lectures and the format the same for in class problems and exams. This consistency and organization made the material easier to grasp and remember. He is very passionate about both the subject and his students, and his enthusiasm and desire for us to succeed was very motivating.
- His attitude

### 38 - WEAK POINTS -- THE COURSE

#### Thomas Lebesmuehlbacher

- The course is fast-paced to the point if one critical understanding is missed, then the rest of the semester will be confusing with minimal time to catch-up
- My Pearson Lab
- No weak points.
- N/A
- Confusing and not clear.
- We lecture about definitions and concepts, but simply do "math" problems that one does not necessarily need the aforementioned information to accomplish
- tough class if you dont pay attention and put in extra time your toast.
- nothing
- - Almost too easy, doesn't require much deep thinking or theory, basically all application
- None.
- none
- Sometimes the powerpoints were excessive`
- Because the focus for exams was so largely on the mathematical aspect of economics, I did not really have to learn exact definitions, etc. from the slides.
- The exams way the information is taught

# Xavier University

## Fall 2017 Course Evaluations

**Course:** 201709-ECON-200-04-TR--A: ECON-200-04 Microeconomic Principles-201709-ECON-200-04-TR--A  
**Instructor:** Thomas Lebesmuehlbacher \*

### 39 - WEAK POINTS -- THE INSTRUCTOR

**Thomas Lebesmuehlbacher**

- Could provide additional examples and practice problems to fully understand material, rather than memorizing how to do practice problems
- Goes a bit fast at times, but most students should be able to keep up.
- No weak points.
- N/A
- Not fully clear on subject matter and thinks students understand him.
- exams can be super hard
- writes small on board
- - None, truly a great professor who wants to see everyone succeed. I feel bad for him because kids still complain about the course even though he makes it as easy for us as he possibly can.
- Sometimes goes a little too fast, but you can tell it's not on purpose, just because he is smart and doesn't really notice. Nothing besides that.
- none
- Too fast sometimes?'
- I could tell he is very passionate about the subject, but sometimes in class when doing problems, a little more enthusiasm/energy would have been more engaging. Regardless, most of the time he was very effective in keeping the class interested.

### 40 - SUGGESTED IMPROVEMENTS -- THE COURSE

**Thomas Lebesmuehlbacher**

- Offer more practice problems for students to do outside of class
- Everything about this course was perfect for me! I really enjoyed it!
- N/A
- Moving slower and base teachings on class understanding.
- Perhaps add definitional aspects to exam testing.
- easier exams
- nothing
- Really well structured already, get people to pay attention earlier in the year or semester so they don't snowball behind. Make the basic principles very important.
- None
- none
- Nothing my fave class
- Extra points for little quizzes concerning more of the definitions, logic (opposed to a mainly math focus) might benefit the course and give the practice problems even more context. Although we talked through the slides, we only needed a general grasp of most definitions for the test, so quizzing students might encourage them to spend more time with the material
- Be more specific about exam expectations. 5 practice problems to master is too many for BASIC Econ students.

### 41 - SUGGESTED IMPROVEMENTS -- THE INSTRUCTOR

**Thomas Lebesmuehlbacher**

- Slow down, and make sure the whole class is following pace
- Like I said, I would totally take Thomas as a professor again here at Xavier if I can the rest of my time here. He's an amazing professor and an amazing guy!
- N/A
- Weigh the class' understanding to what you teach.
- more hands on doing for the students in class with practice qs. repetition is everything with this class.
- nothing
- Don't be afraid to be smart or intimidate students. I know this professor knows his things about Econ, but has to be very basic when teaching, it would be nice to see some more complex aspects of microeconomics in maybe his studies or the real world.
- None, great guy and really passionate about micro
- none
- He rocked
- Bring a little more energy to class when working out problems

**Xavier University**  
**Fall 2017 Course Evaluations**

**Course:** 201709-ECON-200-04-TR--A: ECON-200-04 Microeconomic Principles-201709-ECON-200-04-TR--A  
**Instructor:** Thomas Lebesmuehlbacher \*

42 - If graduate student, what is your grade point average at XU? (refer to ranges)												
Thomas Lebesmuehlbacher												
Response Option	Weight	Frequency	Percent	Percent Responses					Means			
1 = Below 3.21	(1)	0	0%									
2 = 3.22 - 3.24	(2)	0	0%									
3 = 3.35 - 3.53	(3)	1	6.67%									
4 = 3.54 - 3.71	(4)	0	0%									
5 = 3.72 - 4.00	(5)	0	0%									
N/A	(0)	14	93.33%									
<b>Return Rate</b>	<b>Mean</b>	<b>STD</b>	<b>Median</b>	<b>College</b>	<b>Mean</b>	<b>STD</b>	<b>Median</b>	<b>Program</b>	<b>Mean</b>	<b>STD</b>	<b>Median</b>	
15/25 (60%)	3.00	0.00	3.00	3,151	4.33	1.02	5.00	498	4.33	0.98	5.00	

43 - If undergraduate student, what is your grade point average at XU? (refer to ranges)												
Thomas Lebesmuehlbacher												
Response Option	Weight	Frequency	Percent	Percent Responses					Means			
1 = Below 2.46	(1)	0	0%									
2 = 2.47 - 2.73	(2)	2	10.53%									
3 = 2.74 - 3.00	(3)	2	10.53%									
4 = 3.01 - 3.32	(4)	7	36.84%									
5 = 3.33 - 4.00	(5)	6	31.58%									
N/A	(0)	2	10.53%									
<b>Return Rate</b>	<b>Mean</b>	<b>STD</b>	<b>Median</b>	<b>College</b>	<b>Mean</b>	<b>STD</b>	<b>Median</b>	<b>Program</b>	<b>Mean</b>	<b>STD</b>	<b>Median</b>	
19/25 (76%)	4.00	1.00	4.00	3,543	4.11	1.04	4.00	601	4.18	1.03	5.00	

44 - How far along are you in your program?												
Thomas Lebesmuehlbacher												
Response Option	Weight	Frequency	Percent	Percent Responses					Means			
1 = Below 20%	(1)	2	10.53%									
2 = 21-40%	(2)	3	15.79%									
3 = 41-60%	(3)	3	15.79%									
4 = 61-80%	(4)	4	21.05%									
5 = above 80%	(5)	5	26.32%									
N/A	(0)	2	10.53%									
<b>Return Rate</b>	<b>Mean</b>	<b>STD</b>	<b>Median</b>	<b>College</b>	<b>Mean</b>	<b>STD</b>	<b>Median</b>	<b>Program</b>	<b>Mean</b>	<b>STD</b>	<b>Median</b>	
19/25 (76%)	3.41	1.42	4.00	3,702	3.69	1.36	4.00	614	3.52	1.33	4.00	

45 - Are you taking the course because it is required for your degree?												
Thomas Lebesmuehlbacher												
Response Option	Weight	Frequency	Percent	Percent Responses					Means			
Yes	(1)	16	80%									
No	(2)	4	20%									
<b>Return Rate</b>												
20/25 (80%)												

**Xavier University**  
**Fall 2017 Course Evaluations**

**Course:** 201709-ECON-200-04-TR--A: ECON-200-04 Microeconomic Principles-201709-ECON-200-04-TR--A  
**Instructor:** Thomas Lebesmuehlbacher \*

46 - What is your expected course grade?												
Thomas Lebesmuehlbacher												
Response Option	Weight	Frequency	Percent	Percent Responses					Means			
A	(1)	10	50%									
B	(2)	8	40%									
C	(3)	2	10%									
D	(4)	0	0%									
F	(5)	0	0%									
N/A	(0)	0	0%									
				0	25	50	75	100	Instructor	College	Program	
Return Rate	Mean	STD	Median	College	Mean	STD	Median	Program	Mean	STD	Median	
20/25 (80%)	1.60	0.68	1.50	3,767	1.52	0.68	1.00	631	1.82	0.82	2.00	

**Xavier University**  
**Fall 2017 Course Evaluations**

**Course:** 201709-ECON-200-07-TR--A: ECON-200-07 Microeconomic Principles-201709-ECON-200-07-TR--A

**Instructor:** Thomas Lebesmuehlbacher \*

**1 - Follows the plan for the course as established in the syllabus**

Thomas Lebesmuehlbacher

Response Option	Weight	Frequency	Percent	Percent Responses			Means				
Not at all Descriptive 1	(1)	0	0%								
2	(2)	0	0%								
3	(3)	1	4.17%								
4	(4)	4	16.67%								
Very Descriptive 5	(5)	19	79.17%								
N/A	(0)	0	0%								
<b>Return Rate</b>	<b>Mean</b>	<b>STD</b>	<b>Median</b>	<b>College</b>	<b>Mean</b>	<b>STD</b>	<b>Median</b>	<b>Program</b>	<b>Mean</b>	<b>STD</b>	<b>Median</b>
24/29 (82.76%)	4.75	0.53	5.00	3,825	4.62	0.71	5.00	638	4.52	0.80	5.00

**2 - Gives assignments related to the goals of this course**

Thomas Lebesmuehlbacher

Response Option	Weight	Frequency	Percent	Percent Responses			Means				
Not at all Descriptive 1	(1)	1	4.17%								
2	(2)	0	0%								
3	(3)	2	8.33%								
4	(4)	6	25%								
Very Descriptive 5	(5)	15	62.5%								
N/A	(0)	0	0%								
<b>Return Rate</b>	<b>Mean</b>	<b>STD</b>	<b>Median</b>	<b>College</b>	<b>Mean</b>	<b>STD</b>	<b>Median</b>	<b>Program</b>	<b>Mean</b>	<b>STD</b>	<b>Median</b>
24/29 (82.76%)	4.42	0.97	5.00	3,805	4.60	0.75	5.00	636	4.38	0.94	5.00

**3 - Explains the grading system clearly**

Thomas Lebesmuehlbacher

Response Option	Weight	Frequency	Percent	Percent Responses			Means				
Not at all Descriptive 1	(1)	0	0%								
2	(2)	0	0%								
3	(3)	2	8.33%								
4	(4)	7	29.17%								
Very Descriptive 5	(5)	15	62.5%								
N/A	(0)	0	0%								
<b>Return Rate</b>	<b>Mean</b>	<b>STD</b>	<b>Median</b>	<b>College</b>	<b>Mean</b>	<b>STD</b>	<b>Median</b>	<b>Program</b>	<b>Mean</b>	<b>STD</b>	<b>Median</b>
24/29 (82.76%)	4.54	0.66	5.00	3,797	4.47	0.87	5.00	633	4.33	0.98	5.00



**Xavier University**  
**Fall 2017 Course Evaluations**

**Course:** 201709-ECON-200-07-TR--A: ECON-200-07 Microeconomic Principles-201709-ECON-200-07-TR--A

**Instructor:** Thomas Lebesmuehlbacher \*

4 - Is accessible to students outside of class												
Thomas Lebesmuehlbacher												
Response Option	Weight	Frequency	Percent	Percent Responses					Means			
Not at all Descriptive 1	(1)	0	0%									
2	(2)	0	0%									
3	(3)	2	8.33%									
4	(4)	4	16.67%									
Very Descriptive 5	(5)	17	70.83%									
N/A	(0)	1	4.17%									
<b>Return Rate</b>	<b>Mean</b>	<b>STD</b>	<b>Median</b>	<b>College</b>	<b>Mean</b>	<b>STD</b>	<b>Median</b>	<b>Program</b>	<b>Mean</b>	<b>STD</b>	<b>Median</b>	
24/29 (82.76%)	4.65	0.65	5.00	3,805	4.55	0.77	5.00	637	4.48	0.83	5.00	

5 - Is well prepared												
Thomas Lebesmuehlbacher												
Response Option	Weight	Frequency	Percent	Percent Responses					Means			
Not at all Descriptive 1	(1)	0	0%									
2	(2)	0	0%									
3	(3)	1	4.17%									
4	(4)	1	4.17%									
Very Descriptive 5	(5)	22	91.67%									
N/A	(0)	0	0%									
<b>Return Rate</b>	<b>Mean</b>	<b>STD</b>	<b>Median</b>	<b>College</b>	<b>Mean</b>	<b>STD</b>	<b>Median</b>	<b>Program</b>	<b>Mean</b>	<b>STD</b>	<b>Median</b>	
24/29 (82.76%)	4.88	0.45	5.00	3,803	4.61	0.77	5.00	635	4.58	0.77	5.00	

6 - Speaks in a manner that is easy to understand												
Thomas Lebesmuehlbacher												
Response Option	Weight	Frequency	Percent	Percent Responses					Means			
Not at all Descriptive 1	(1)	0	0%									
2	(2)	1	4.35%									
3	(3)	1	4.35%									
4	(4)	6	26.09%									
Very Descriptive 5	(5)	15	65.22%									
N/A	(0)	0	0%									
<b>Return Rate</b>	<b>Mean</b>	<b>STD</b>	<b>Median</b>	<b>College</b>	<b>Mean</b>	<b>STD</b>	<b>Median</b>	<b>Program</b>	<b>Mean</b>	<b>STD</b>	<b>Median</b>	
23/29 (79.31%)	4.52	0.79	5.00	3,797	4.45	0.90	5.00	635	4.25	1.08	5.00	

**Xavier University**  
**Fall 2017 Course Evaluations**

**Course:** 201709-ECON-200-07-TR--A: ECON-200-07 Microeconomic Principles-201709-ECON-200-07-TR--A

**Instructor:** Thomas Lebesmuehlbacher \*

7 - Discusses points of view other than his/her own												
Thomas Lebesmuehlbacher												
Response Option	Weight	Frequency	Percent	Percent Responses					Means			
Not at all Descriptive 1	(1)	0	0%									
2	(2)	0	0%									
3	(3)	4	16.67%									
4	(4)	6	25%									
Very Descriptive 5	(5)	11	45.83%									
N/A	(0)	3	12.5%									
<b>Return Rate</b>	<b>Mean</b>	<b>STD</b>	<b>Median</b>	<b>College</b>	<b>Mean</b>	<b>STD</b>	<b>Median</b>	<b>Program</b>	<b>Mean</b>	<b>STD</b>	<b>Median</b>	
24/29 (82.76%)	4.33	0.80	5.00	3,807	4.45	0.86	5.00	637	4.38	0.95	5.00	

8 - Contrasts implications of various theories												
Thomas Lebesmuehlbacher												
Response Option	Weight	Frequency	Percent	Percent Responses					Means			
Not at all Descriptive 1	(1)	0	0%									
2	(2)	0	0%									
3	(3)	1	4.17%									
4	(4)	9	37.5%									
Very Descriptive 5	(5)	11	45.83%									
N/A	(0)	3	12.5%									
<b>Return Rate</b>	<b>Mean</b>	<b>STD</b>	<b>Median</b>	<b>College</b>	<b>Mean</b>	<b>STD</b>	<b>Median</b>	<b>Program</b>	<b>Mean</b>	<b>STD</b>	<b>Median</b>	
24/29 (82.76%)	4.48	0.60	5.00	3,804	4.43	0.84	5.00	636	4.39	0.92	5.00	

9 - Discusses recent developments in the field												
Thomas Lebesmuehlbacher												
Response Option	Weight	Frequency	Percent	Percent Responses					Means			
Not at all Descriptive 1	(1)	0	0%									
2	(2)	1	4.17%									
3	(3)	0	0%									
4	(4)	10	41.67%									
Very Descriptive 5	(5)	11	45.83%									
N/A	(0)	2	8.33%									
<b>Return Rate</b>	<b>Mean</b>	<b>STD</b>	<b>Median</b>	<b>College</b>	<b>Mean</b>	<b>STD</b>	<b>Median</b>	<b>Program</b>	<b>Mean</b>	<b>STD</b>	<b>Median</b>	
24/29 (82.76%)	4.41	0.73	4.50	3,796	4.48	0.87	5.00	634	4.37	0.95	5.00	

**Xavier University**  
**Fall 2017 Course Evaluations**

**Course:** 201709-ECON-200-07-TR--A: ECON-200-07 Microeconomic Principles-201709-ECON-200-07-TR--A

**Instructor:** Thomas Lebesmuehlbacher \*

**10 - Presents origins of ideas and concepts**

Thomas Lebesmuehlbacher

Response Option	Weight	Frequency	Percent	Percent Responses			Means				
Not at all Descriptive 1	(1)	0	0%								
2	(2)	0	0%								
3	(3)	2	8.33%								
4	(4)	8	33.33%								
Very Descriptive 5	(5)	12	50%								
N/A	(0)	2	8.33%								
<b>Return Rate</b>	<b>Mean</b>	<b>STD</b>	<b>Median</b>	<b>College</b>	<b>Mean</b>	<b>STD</b>	<b>Median</b>	<b>Program</b>	<b>Mean</b>	<b>STD</b>	<b>Median</b>
24/29 (82.76%)	4.45	0.67	5.00	3,797	4.43	0.86	5.00	635	4.33	0.97	5.00

**11 - Explains clearly**

Thomas Lebesmuehlbacher

Response Option	Weight	Frequency	Percent	Percent Responses			Means				
Not at all Descriptive 1	(1)	1	4.17%								
2	(2)	0	0%								
3	(3)	4	16.67%								
4	(4)	6	25%								
Very Descriptive 5	(5)	13	54.17%								
N/A	(0)	0	0%								
<b>Return Rate</b>	<b>Mean</b>	<b>STD</b>	<b>Median</b>	<b>College</b>	<b>Mean</b>	<b>STD</b>	<b>Median</b>	<b>Program</b>	<b>Mean</b>	<b>STD</b>	<b>Median</b>
24/29 (82.76%)	4.25	1.03	5.00	3,798	4.33	1.00	5.00	633	4.12	1.17	5.00

**12 - Lectures easy to outline or case discussion well organized**

Thomas Lebesmuehlbacher

Response Option	Weight	Frequency	Percent	Percent Responses			Means				
Not at all Descriptive 1	(1)	0	0%								
2	(2)	1	4.17%								
3	(3)	4	16.67%								
4	(4)	5	20.83%								
Very Descriptive 5	(5)	14	58.33%								
N/A	(0)	0	0%								
<b>Return Rate</b>	<b>Mean</b>	<b>STD</b>	<b>Median</b>	<b>College</b>	<b>Mean</b>	<b>STD</b>	<b>Median</b>	<b>Program</b>	<b>Mean</b>	<b>STD</b>	<b>Median</b>
24/29 (82.76%)	4.33	0.92	5.00	3,791	4.35	0.98	5.00	634	4.22	1.07	5.00

**Xavier University**  
**Fall 2017 Course Evaluations**

**Course:** 201709-ECON-200-07-TR--A: ECON-200-07 Microeconomic Principles-201709-ECON-200-07-TR--A  
**Instructor:** Thomas Lebesmuehlbacher \*

13 - Is careful and precise in answering questions												
Thomas Lebesmuehlbacher												
Response Option	Weight	Frequency	Percent	Percent Responses					Means			
Not at all Descriptive 1	(1)	0	0%									
2	(2)	0	0%									
3	(3)	3	12.5%									
4	(4)	7	29.17%									
Very Descriptive 5	(5)	14	58.33%									
N/A	(0)	0	0%									
<b>Return Rate</b>	<b>Mean</b>	<b>STD</b>	<b>Median</b>	<b>College</b>	<b>Mean</b>	<b>STD</b>	<b>Median</b>	<b>Program</b>	<b>Mean</b>	<b>STD</b>	<b>Median</b>	
24/29 (82.76%)	4.46	0.72	5.00	3,805	4.43	0.89	5.00	638	4.26	1.01	5.00	

14 - Summarizes major points												
Thomas Lebesmuehlbacher												
Response Option	Weight	Frequency	Percent	Percent Responses					Means			
Not at all Descriptive 1	(1)	0	0%									
2	(2)	2	8.7%									
3	(3)	2	8.7%									
4	(4)	6	26.09%									
Very Descriptive 5	(5)	13	56.52%									
N/A	(0)	0	0%									
<b>Return Rate</b>	<b>Mean</b>	<b>STD</b>	<b>Median</b>	<b>College</b>	<b>Mean</b>	<b>STD</b>	<b>Median</b>	<b>Program</b>	<b>Mean</b>	<b>STD</b>	<b>Median</b>	
23/29 (79.31%)	4.30	0.97	5.00	3,789	4.52	0.81	5.00	635	4.45	0.88	5.00	

15 - States objectives for each class session												
Thomas Lebesmuehlbacher												
Response Option	Weight	Frequency	Percent	Percent Responses					Means			
Not at all Descriptive 1	(1)	1	4.17%									
2	(2)	0	0%									
3	(3)	2	8.33%									
4	(4)	4	16.67%									
Very Descriptive 5	(5)	17	70.83%									
N/A	(0)	0	0%									
<b>Return Rate</b>	<b>Mean</b>	<b>STD</b>	<b>Median</b>	<b>College</b>	<b>Mean</b>	<b>STD</b>	<b>Median</b>	<b>Program</b>	<b>Mean</b>	<b>STD</b>	<b>Median</b>	
24/29 (82.76%)	4.50	0.98	5.00	3,794	4.51	0.83	5.00	634	4.39	0.93	5.00	

**Xavier University**  
**Fall 2017 Course Evaluations**

**Course:** 201709-ECON-200-07-TR--A: ECON-200-07 Microeconomic Principles-201709-ECON-200-07-TR--A

**Instructor:** Thomas Lebesmuehlbacher \*

16 - Encourages class discussion													
Thomas Lebesmuehlbacher													
Response Option	Weight	Frequency	Percent	Percent Responses					Means				
Not at all Descriptive 1	(1)	1	4.17%						4.36				
2	(2)	1	4.17%						4.37				
3	(3)	1	4.17%						4.13				
4	(4)	5	20.83%										
Very Descriptive 5	(5)	14	58.33%										
N/A	(0)	2	8.33%										
				0 25 50 75 100					Instructor	College		Program	
Return Rate	Mean	STD	Median	College	Mean	STD	Median	Program	Mean	STD	Median		
24/29 (82.76%)	4.36	1.09	5.00	3,794	4.37	0.97	5.00	638	4.13	1.11	5.00		

17 - Invites criticism of own ideas													
Thomas Lebesmuehlbacher													
Response Option	Weight	Frequency	Percent	Percent Responses					Means				
Not at all Descriptive 1	(1)	0	0%						4.26				
2	(2)	1	4.17%						4.29				
3	(3)	3	12.5%						4.20				
4	(4)	5	20.83%										
Very Descriptive 5	(5)	10	41.67%										
N/A	(0)	5	20.83%										
				0 25 50 75 100					Instructor	College		Program	
Return Rate	Mean	STD	Median	College	Mean	STD	Median	Program	Mean	STD	Median		
24/29 (82.76%)	4.26	0.93	5.00	3,793	4.29	0.98	5.00	636	4.20	1.02	5.00		

18 - Knows if the class is understanding him/her													
Thomas Lebesmuehlbacher													
Response Option	Weight	Frequency	Percent	Percent Responses					Means				
Not at all Descriptive 1	(1)	1	4.17%						3.92				
2	(2)	3	12.5%						4.14				
3	(3)	3	12.5%						3.88				
4	(4)	7	29.17%										
Very Descriptive 5	(5)	10	41.67%										
N/A	(0)	0	0%										
				0 25 50 75 100					Instructor	College		Program	
Return Rate	Mean	STD	Median	College	Mean	STD	Median	Program	Mean	STD	Median		
24/29 (82.76%)	3.92	1.21	4.00	3,798	4.14	1.11	5.00	636	3.88	1.26	4.00		

**Xavier University**  
**Fall 2017 Course Evaluations**

**Course:** 201709-ECON-200-07-TR--A: ECON-200-07 Microeconomic Principles-201709-ECON-200-07-TR--A  
**Instructor:** Thomas Lebesmuehlbacher \*

19 - Cares about the quality of his/her teaching													
Thomas Lebesmuehlbacher													
Response Option	Weight	Frequency	Percent	Percent Responses					Means				
Not at all Descriptive 1	(1)	1	4.17%						4.71				
2	(2)	0	0%						4.61				
3	(3)	0	0%						4.56				
4	(4)	3	12.5%										
Very Descriptive 5	(5)	20	83.33%										
N/A	(0)	0	0%										
				0	25	50	75	100	Instructor	College	Program		
Return Rate	Mean	STD	Median	College	Mean	STD	Median	Program	Mean	STD	Median		
24/29 (82.76%)	4.71	0.86	5.00	3,782	4.61	0.76	5.00	632	4.56	0.74	5.00		

20 - Has a genuine interest in students													
Thomas Lebesmuehlbacher													
Response Option	Weight	Frequency	Percent	Percent Responses					Means				
Not at all Descriptive 1	(1)	1	4.17%						4.42				
2	(2)	0	0%						4.59				
3	(3)	1	4.17%						4.49				
4	(4)	8	33.33%										
Very Descriptive 5	(5)	14	58.33%										
N/A	(0)	0	0%										
				0	25	50	75	100	Instructor	College	Program		
Return Rate	Mean	STD	Median	College	Mean	STD	Median	Program	Mean	STD	Median		
24/29 (82.76%)	4.42	0.93	5.00	3,786	4.59	0.80	5.00	627	4.49	0.86	5.00		

21 - Relates to students as individuals													
Thomas Lebesmuehlbacher													
Response Option	Weight	Frequency	Percent	Percent Responses					Means				
Not at all Descriptive 1	(1)	1	4.17%						4.38				
2	(2)	0	0%						4.48				
3	(3)	2	8.33%						4.33				
4	(4)	7	29.17%										
Very Descriptive 5	(5)	14	58.33%										
N/A	(0)	0	0%										
				0	25	50	75	100	Instructor	College	Program		
Return Rate	Mean	STD	Median	College	Mean	STD	Median	Program	Mean	STD	Median		
24/29 (82.76%)	4.38	0.97	5.00	3,787	4.48	0.90	5.00	630	4.33	0.96	5.00		

**Xavier University**  
**Fall 2017 Course Evaluations**

**Course:** 201709-ECON-200-07-TR--A: ECON-200-07 Microeconomic Principles-201709-ECON-200-07-TR--A

**Instructor:** Thomas Lebesmuehlbacher \*

22 - Is a dynamic and energetic person												
Thomas Lebesmuehlbacher												
Response Option	Weight	Frequency	Percent	Percent Responses					Means			
Not at all Descriptive 1	(1)	0	0%						4.48	4.52	4.38	
2	(2)	0	0%									
3	(3)	3	13.04%									
4	(4)	6	26.09%									
Very Descriptive 5	(5)	14	60.87%									
N/A	(0)	0	0%									
				0	25	50	75	100	Instructor	College	Program	
Return Rate	Mean	STD	Median	College	Mean	STD	Median	Program	Mean	STD	Median	
23/29 (79.31%)	4.48	0.73	5.00	3,778	4.52	0.86	5.00	628	4.38	0.99	5.00	

23 - Has an interesting style of presentation												
Thomas Lebesmuehlbacher												
Response Option	Weight	Frequency	Percent	Percent Responses					Means			
Not at all Descriptive 1	(1)	0	0%						4.38	4.21	4.09	
2	(2)	1	4.17%									
3	(3)	3	12.5%									
4	(4)	6	25%									
Very Descriptive 5	(5)	14	58.33%									
N/A	(0)	0	0%									
				0	25	50	75	100	Instructor	College	Program	
Return Rate	Mean	STD	Median	College	Mean	STD	Median	Program	Mean	STD	Median	
24/29 (82.76%)	4.38	0.88	5.00	3,784	4.21	1.07	5.00	630	4.09	1.15	5.00	

24 - Seems to enjoy teaching												
Thomas Lebesmuehlbacher												
Response Option	Weight	Frequency	Percent	Percent Responses					Means			
Not at all Descriptive 1	(1)	1	4.17%						4.54	4.65	4.55	
2	(2)	0	0%									
3	(3)	1	4.17%									
4	(4)	5	20.83%									
Very Descriptive 5	(5)	17	70.83%									
N/A	(0)	0	0%									
				0	25	50	75	100	Instructor	College	Program	
Return Rate	Mean	STD	Median	College	Mean	STD	Median	Program	Mean	STD	Median	
24/29 (82.76%)	4.54	0.93	5.00	3,789	4.65	0.71	5.00	632	4.55	0.78	5.00	

**Xavier University**  
**Fall 2017 Course Evaluations**

**Course:** 201709-ECON-200-07-TR--A: ECON-200-07 Microeconomic Principles-201709-ECON-200-07-TR--A

**Instructor:** Thomas Lebesmuehlbacher \*

25 - Is enthusiastic about his/her subject												
Thomas Lebesmuehlbacher												
Response Option	Weight	Frequency	Percent	Percent Responses					Means			
Not at all Descriptive 1	(1)	0	0%									
2	(2)	0	0%									
3	(3)	0	0%									
4	(4)	3	12.5%									
Very Descriptive 5	(5)	21	87.5%									
N/A	(0)	0	0%									
				0	25	50	75	100	Instructor	College	Program	
Return Rate	Mean	STD	Median	College	Mean	STD	Median	Program	Mean	STD	Median	
24/29 (82.76%)	4.88	0.34	5.00	3,786	4.70	0.67	5.00	630	4.66	0.70	5.00	

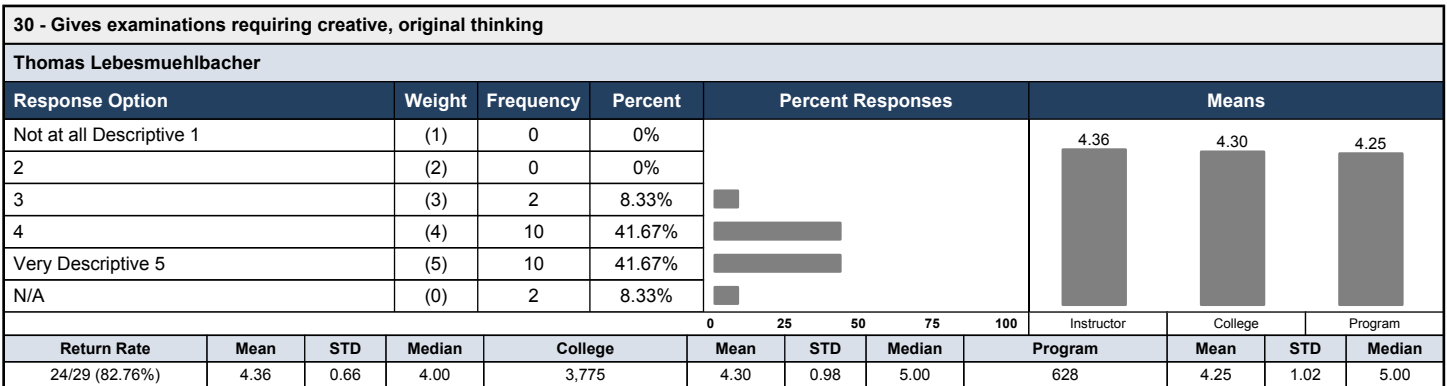
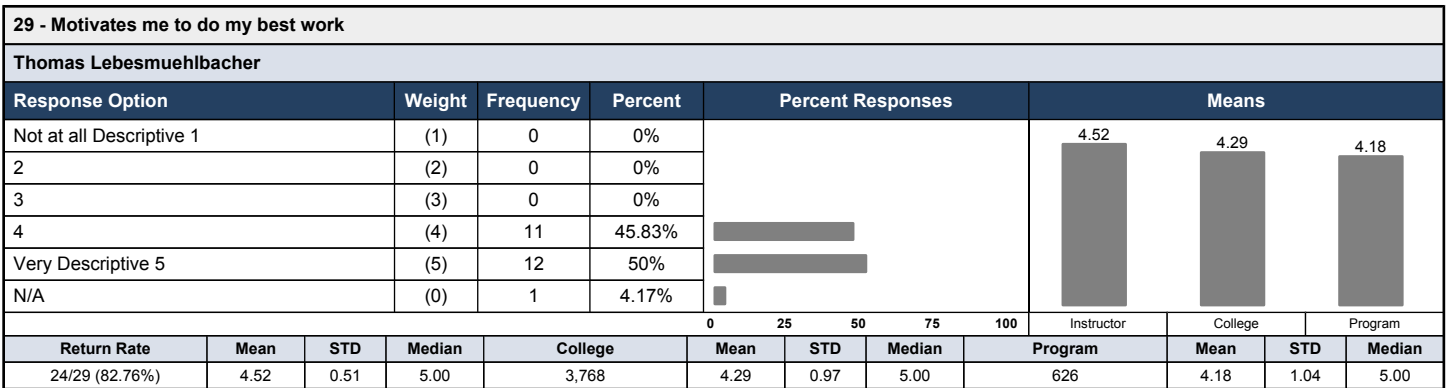
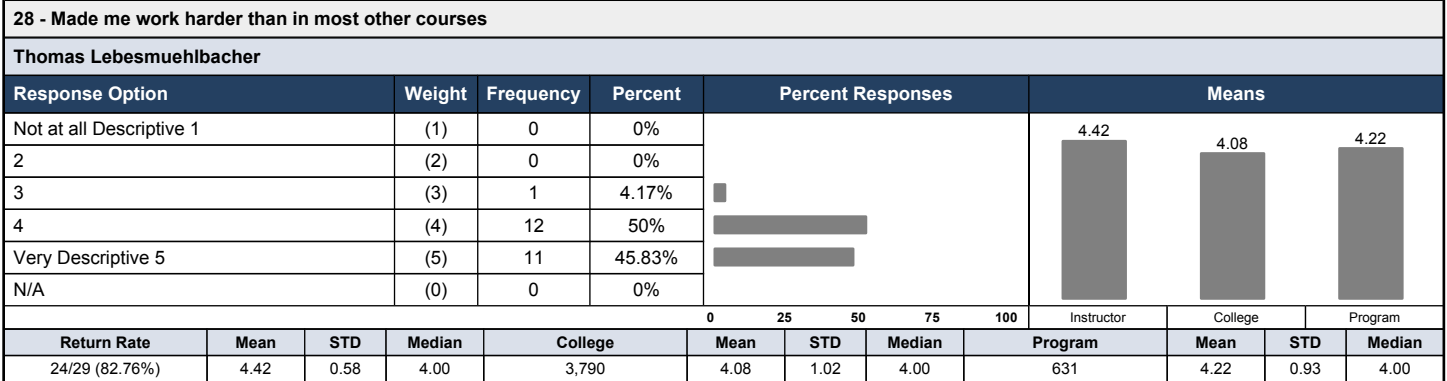
26 - Seems to have self-confidence												
Thomas Lebesmuehlbacher												
Response Option	Weight	Frequency	Percent	Percent Responses					Means			
Not at all Descriptive 1	(1)	0	0%									
2	(2)	0	0%									
3	(3)	0	0%									
4	(4)	4	16.67%									
Very Descriptive 5	(5)	20	83.33%									
N/A	(0)	0	0%									
				0	25	50	75	100	Instructor	College	Program	
Return Rate	Mean	STD	Median	College	Mean	STD	Median	Program	Mean	STD	Median	
24/29 (82.76%)	4.83	0.38	5.00	3,781	4.72	0.61	5.00	633	4.61	0.74	5.00	

27 - Varies the speed and tone of his/her voice												
Thomas Lebesmuehlbacher												
Response Option	Weight	Frequency	Percent	Percent Responses					Means			
Not at all Descriptive 1	(1)	1	4.17%									
2	(2)	0	0%									
3	(3)	2	8.33%									
4	(4)	9	37.5%									
Very Descriptive 5	(5)	11	45.83%									
N/A	(0)	1	4.17%									
				0	25	50	75	100	Instructor	College	Program	
Return Rate	Mean	STD	Median	College	Mean	STD	Median	Program	Mean	STD	Median	
24/29 (82.76%)	4.26	0.96	4.00	3,775	4.37	0.94	5.00	631	4.24	1.05	5.00	



**Xavier University**  
**Fall 2017 Course Evaluations**

**Course:** 201709-ECON-200-07-TR--A: ECON-200-07 Microeconomic Principles-201709-ECON-200-07-TR--A  
**Instructor:** Thomas Lebesmuehlbacher \*



**Xavier University**  
**Fall 2017 Course Evaluations**

**Course:** 201709-ECON-200-07-TR--A: ECON-200-07 Microeconomic Principles-201709-ECON-200-07-TR--A  
**Instructor:** Thomas Lebesmuehlbacher \*

31 - Given nature of exams and assignments, returns them quickly												
Thomas Lebesmuehlbacher												
Response Option	Weight	Frequency	Percent	Percent Responses					Means			
Not at all Descriptive 1	(1)	0	0%						4.63	4.53	4.53	
2	(2)	0	0%									
3	(3)	2	8.33%									
4	(4)	5	20.83%									
Very Descriptive 5	(5)	17	70.83%									
N/A	(0)	0	0%									
				0	25	50	75	100	Instructor	College	Program	
Return Rate	Mean	STD	Median	College	Mean	STD	Median	Program	Mean	STD	Median	
24/29 (82.76%)	4.63	0.65	5.00	3,772	4.53	0.80	5.00	627	4.53	0.81	5.00	

32 - Gives assignments and exams that are reasonable in length and difficulty												
Thomas Lebesmuehlbacher												
Response Option	Weight	Frequency	Percent	Percent Responses					Means			
Not at all Descriptive 1	(1)	0	0%						4.38	4.33	4.17	
2	(2)	1	4.17%									
3	(3)	2	8.33%									
4	(4)	8	33.33%									
Very Descriptive 5	(5)	13	54.17%									
N/A	(0)	0	0%									
				0	25	50	75	100	Instructor	College	Program	
Return Rate	Mean	STD	Median	College	Mean	STD	Median	Program	Mean	STD	Median	
24/29 (82.76%)	4.38	0.82	5.00	3,775	4.33	0.98	5.00	628	4.17	1.10	5.00	

33 - Assigns grades fairly and impartially												
Thomas Lebesmuehlbacher												
Response Option	Weight	Frequency	Percent	Percent Responses					Means			
Not at all Descriptive 1	(1)	0	0%						4.75	4.53	4.40	
2	(2)	0	0%									
3	(3)	1	4.17%									
4	(4)	4	16.67%									
Very Descriptive 5	(5)	19	79.17%									
N/A	(0)	0	0%									
				0	25	50	75	100	Instructor	College	Program	
Return Rate	Mean	STD	Median	College	Mean	STD	Median	Program	Mean	STD	Median	
24/29 (82.76%)	4.75	0.53	5.00	3,757	4.53	0.84	5.00	626	4.40	0.96	5.00	

34 - Considering both the limitations and possibilities of the subject matter and course, how would you rate the overall teaching effectiveness of this instructor?												
Thomas Lebesmuehlbacher												
Response Option	Weight	Frequency	Percent	Percent Responses					Means			
Not at all Effective 1	(1)	0	0%						4.29	4.26	4.08	
2	(2)	1	4.17%									
Moderately Effective 3	(3)	0	0%									
4	(4)	14	58.33%									
Extremely Effective 5	(5)	9	37.5%									
N/A	(0)	0	0%									
				0	25	50	75	100	Instructor	College	Program	
Return Rate	Mean	STD	Median	College	Mean	STD	Median	Program	Mean	STD	Median	
24/29 (82.76%)	4.29	0.69	4.00	3,761	4.26	0.97	5.00	623	4.08	1.07	4.00	

# Xavier University

## Fall 2017 Course Evaluations

**Course:** 201709-ECON-200-07-TR--A: ECON-200-07 Microeconomic Principles-201709-ECON-200-07-TR--A  
**Instructor:** Thomas Lebesmuehlbacher \*

### 35 - Focusing now on the course content, how worthwhile was this course in comparison with others you have taken at Xavier University?

Thomas Lebesmuehlbacher

Response Option	Weight	Frequency	Percent	Percent Responses				Means						
Not at all Worthwhile 1	(1)	1	4.35%	■					4.23	4.21	4.04			
2	(2)	1	4.35%	■										
Moderately Worthwhile 3	(3)	1	4.35%	■										
4	(4)	8	34.78%	■■■■■										
Extremely Worthwhile 5	(5)	11	47.83%	■■■■■■■■■■■										
N/A	(0)	1	4.35%	■										
				0	25	50	75	100	Instructor	College	Program			
<b>Return Rate</b>	<b>Mean</b>	<b>STD</b>	<b>Median</b>	<b>College</b>			<b>Mean</b>	<b>STD</b>	<b>Median</b>	<b>Program</b>		<b>Mean</b>	<b>STD</b>	<b>Median</b>
23/29 (79.31%)	4.23	1.07	4.50	3,761			4.21	1.05	5.00	623		4.04	1.13	4.00

### 36 - STRONG POINTS -- THE COURSE

Thomas Lebesmuehlbacher

- The course is challenging but that doesn't mean it is bad for students. it has a good balance.
- Relevant for my major
- testing is reasonable
- MyEconLab. Good way to learn the material
- It taught me how to look at a market and find the best price and quantity to produce at to gain the most profit.
- Love the way that he teaches it! Doesn't go strictly from the book which makes it easier to understand.
- Goes at a good and fast pace
- When we do real life examples, they are very interesting
- explains everything very well and clarifies any questions
- its a very reasonable course that i felt i have learned from and been challenged yet isn't obnoxiously hard and pointless
- it has a very good basic knowledge of microeconomics
- The course is great to weed out people unfit to continue with economics.
- Using myeconlab
- -follows syllabus -professor know subject -easy to follow
- The course is structured to learn the intermediate level of microeconomics. The pace at which the content needs to be covered is a little fast. However, I believe it may depend on how each instructor decides to teach the course, whether it may be from memorizing the concept angle or critical thinking about applying the concepts to real life situations.
- At least presents some kind of constructive challenge compared to most courses at Xavier which are either easy, boring or professors make them hard for no reason just to feel important. But Microeconomics class was actually fun although not being among the easiest classes on the curriculum.

# Xavier University

## Fall 2017 Course Evaluations

**Course:** 201709-ECON-200-07-TR--A: ECON-200-07 Microeconomic Principles-201709-ECON-200-07-TR--A  
**Instructor:** Thomas Lebesmuehlbacher \*

### 37 - STRONG POINTS -- THE INSTRUCTOR

#### Thomas Lebesmuehlbacher

- Does a good job of explaining difficult concepts to the class.
- Funny, relatable, organized Really cares about students' success
- takes time when explaining graphs
- His knowledge of the material he is presenting.
- He did well explaining any questions that the class brought up.
- Does a good job of making sure we know what we are doing in the class and with adjust his teaching style accordingly!
- Is very good at explaining things and has fun activities once in a while
- Thomas has a deep desire to help his students do their very best and has a genuine interest in teaching the course
- Offers help whenever needed, always asks us if we have questions
- always available to meet outside of classrooms
- this dude is the shit. absolutley the best professor ive had on campus. nice, cool, relates to the students, and incredibly smart about what hes talking about. great teacher.
- he is good at explaining everything so that everybody in the room can understand him
- Being one of the few people in the class that actually knows whats going on, Thomas actually teaches really well but he can only dumb down the material so much to make it easier for struggling students. For people like myself, Thomas was actually challenging enough to keep me interested, while other students couldnt bother to show up to class.
- Having a great energy when teaching this course in general, talking a lot, making jokes here and there makes it easier to relate to the topic
- -speaks clearly -times class well and ends at a good stopping point -available for help
- Thomas did an excellent job at making us critically think about the concepts and how they work while providing real life examples to work with. I learned a great deal in his class. He is able to explain one concept in different ways to make all types of learners feel comfortable. He encourages us to ask him questions when we do not understand as many times as we may need. His enthusiasm for subject makes us more interested in learning. His comical and sarcasm from time to time breaks any tension or stress in the class.
- Thomas really cares about the students and tries to help them with whatever they need. Prepares very interesting classes. Tries to improve himself and his classes all the time. Actually listens to his students and their suggestions.
- Very nice and straight forward. Is energetic which makes focusing easy.

### 38 - WEAK POINTS -- THE COURSE

#### Thomas Lebesmuehlbacher

- No one seems to ask questions so it is hard to see if there are problems with what we are learning.
- kind of boring sometimes, very general
- sometimes weekly homework didn't complete correlate to in class lecture
- The test format. To help students who overall struggle wit micro, include definitions and other sections to the test so that it is just not one big problem.
- None
- More examples online maybe
- Not the most exciting topics
- not many project/ other points given besides exams and homework
- its microeconomics.
- none
- The class moved way too slow due to the number of students lacking basic algebra skills and having zero memory of what was discussed the day before.
- Maybe go through examples of how myeconlab and how the test are going to be similar
- -N/A
- The course has quite a few concepts to cover in a short time. Perhaps it might be helpful if we had more time to practice different concepts so they are truly engrained in our understanding verses speeding up to cover all the topics that need to be completed before the end of the semester.
- It's not really a weak point, but more what I would prefer this class to look like... Too much graph drawing and not enough real life problems so tht we would actually see how the stuff we learn applies to real life problems
- Tests often have questions much more difficult than homework and not enough practice problems.

# Xavier University

## Fall 2017 Course Evaluations

**Course:** 201709-ECON-200-07-TR--A: ECON-200-07 Microeconomic Principles-201709-ECON-200-07-TR--A  
**Instructor:** Thomas Lebesmuehlbacher \*

### 39 - WEAK POINTS -- THE INSTRUCTOR

**Thomas Lebesmuehlbacher**

- Sometimes goes too fast through tough concepts.
- teaches everything the same time
- none
- Needs improvement on explaining the material to students. Knows what he is talking about very well but sometimes struggles distributing that information to students
- None
- Maybe explain where practice problems are
- Thomas is like Alexander Hamilton- He's really passionate and smart about what he does, but he operates on a wavelength that's hard to understand to anyone who isn't knowledgeable in what he's talking about.
- None
- N/A
- he doesnt teach all my classes
- Does not use slides that much. he just does the example then explains what parts of the slides he covered
- Sometimes Thomas was hard to follow in regards to exam prep. I sometimes felt lost in the process of finding the correct answer.
- Maybe the pace is a little too fast
- His 9's look like q's
- Perhaps Thomas can try to include more group work so that we can know other students in the class. Although we come to class to learn, it might help if more group work was assigned. It may help us teach other the concepts or learn from others. The group work assignments can maybe be one or two assignments during the semester.
- Not entirely clear on how to study for tests and rushes through concepts often.

### 40 - SUGGESTED IMPROVEMENTS -- THE COURSE

**Thomas Lebesmuehlbacher**

- Include more real world examples of the concepts we are learning.
- include more real world examples
- None
- Maybe more video examples
- Honestly, the weekly hw assignments don't work in helping me learn much. Also, I'd rather have him cover much less in the course and have us do really well instead of having more than half the class fail the first time. Trying to teach yourself Microeconomics isn't easy at all, and that's what I found myself doing.
- More videos, I actually learned alot and saw the relation to the course topics
- allow for more groupwork/project work
- none
- none
- Detailed list of instructions for the exam questions.
- Give more examples of problems that are going to be on the final
- -small quizzes or self check problems to make sure we understand the material
- Maybe create a grading system friendlier to good students instead of supporting the "bad" ones

### 41 - SUGGESTED IMPROVEMENTS -- THE INSTRUCTOR

**Thomas Lebesmuehlbacher**

- Spend more time working through practice problems.
- vary teaching style a little more
- none
- None
- Nothing
- Have a weekly outline to do instead to turn in for a grade, not those weekly hw my econ lab, They were pointless in the long run, and it forces us to write out everything we need to know.
- None
- N/A
- absolutley none
- Go from slide to slide and not skip slides
- N/A
- bigger writing
- You should teach more classes at Xavier
- Slow down and really make sure students grasp concepts before moving on.

**Xavier University**  
**Fall 2017 Course Evaluations**

**Course:** 201709-ECON-200-07-TR--A: ECON-200-07 Microeconomic Principles-201709-ECON-200-07-TR--A  
**Instructor:** Thomas Lebesmuehlbacher \*

42 - If graduate student, what is your grade point average at XU? (refer to ranges)												
Thomas Lebesmuehlbacher												
Response Option	Weight	Frequency	Percent	Percent Responses					Means			
1 = Below 3.21	(1)	0	0%									
2 = 3.22 - 3.24	(2)	0	0%									
3 = 3.35 - 3.53	(3)	1	5.88%									
4 = 3.54 - 3.71	(4)	0	0%									
5 = 3.72 - 4.00	(5)	0	0%									
N/A	(0)	16	94.12%									
<b>Return Rate</b>	<b>Mean</b>	<b>STD</b>	<b>Median</b>	<b>College</b>	<b>Mean</b>	<b>STD</b>	<b>Median</b>	<b>Program</b>	<b>Mean</b>	<b>STD</b>	<b>Median</b>	
17/29 (58.62%)	3.00	0.00	3.00	3,151	4.33	1.02	5.00	498	4.33	0.98	5.00	

43 - If undergraduate student, what is your grade point average at XU? (refer to ranges)												
Thomas Lebesmuehlbacher												
Response Option	Weight	Frequency	Percent	Percent Responses					Means			
1 = Below 2.46	(1)	0	0%									
2 = 2.47 - 2.73	(2)	3	13.04%									
3 = 2.74 - 3.00	(3)	4	17.39%									
4 = 3.01 - 3.32	(4)	7	30.43%									
5 = 3.33 - 4.00	(5)	8	34.78%									
N/A	(0)	1	4.35%									
<b>Return Rate</b>	<b>Mean</b>	<b>STD</b>	<b>Median</b>	<b>College</b>	<b>Mean</b>	<b>STD</b>	<b>Median</b>	<b>Program</b>	<b>Mean</b>	<b>STD</b>	<b>Median</b>	
23/29 (79.31%)	3.91	1.06	4.00	3,543	4.11	1.04	4.00	601	4.18	1.03	5.00	

44 - How far along are you in your program?												
Thomas Lebesmuehlbacher												
Response Option	Weight	Frequency	Percent	Percent Responses					Means			
1 = Below 20%	(1)	2	8.33%									
2 = 21-40%	(2)	9	37.5%									
3 = 41-60%	(3)	8	33.33%									
4 = 61-80%	(4)	1	4.17%									
5 = above 80%	(5)	2	8.33%									
N/A	(0)	2	8.33%									
<b>Return Rate</b>	<b>Mean</b>	<b>STD</b>	<b>Median</b>	<b>College</b>	<b>Mean</b>	<b>STD</b>	<b>Median</b>	<b>Program</b>	<b>Mean</b>	<b>STD</b>	<b>Median</b>	
24/29 (82.76%)	2.64	1.05	2.50	3,702	3.69	1.36	4.00	614	3.52	1.33	4.00	

45 - Are you taking the course because it is required for your degree?												
Thomas Lebesmuehlbacher												
Response Option	Weight	Frequency	Percent	Percent Responses					Means			
Yes	(1)	24	100%									
No	(2)	0	0%									
<b>Return Rate</b>												
24/29 (82.76%)												

**Xavier University**  
**Fall 2017 Course Evaluations**

**Course:** 201709-ECON-200-07-TR--A: ECON-200-07 Microeconomic Principles-201709-ECON-200-07-TR--A  
**Instructor:** Thomas Lebesmuehlbacher \*

46 - What is your expected course grade?												
Thomas Lebesmuehlbacher												
Response Option	Weight	Frequency	Percent	Percent Responses					Means			
A	(1)	9	37.5%									
B	(2)	10	41.67%									
C	(3)	4	16.67%									
D	(4)	1	4.17%									
F	(5)	0	0%									
N/A	(0)	0	0%									
				0	25	50	75	100	Instructor	College	Program	
Return Rate	Mean	STD	Median	College	Mean	STD	Median	Program	Mean	STD	Median	
24/29 (82.76%)	1.88	0.85	2.00	3,767	1.52	0.68	1.00	631	1.82	0.82	2.00	